












User: gware
SPIRIT_2017

Community and Public Service Goals Report

Edit	Community and Public Service Unit	Desired Outcome	Assessment Method	Actual Assessment Results / Analysis	Evidence of Seeking Improvement
	Child Development Center	Child Development Center Goal 1 Provide quality education for all children regardless of the child's interest, abilities, needs, and background. Outcome: Children and their families will be provided quality care services.	Family Survey Survey reflects NAEYC Standards and includes: Relationships Curriculum Teaching Assessment Families Community Relationships Leadership and Management		
	Child Development Center	Child Development Center Goal 2 Give children the opportunity to solve problems, to be creative and build self-esteem. Outcome: Child will solve simple math and science concept problems. Outcome: Child will express him/her self creatively through art and music. Outcome: Child will build relationships with peers and adults	Child Assessment Portfolio Teacher Lesson Plans Family Survey Ages and Stages Questionnaire (ASQ) A Child Assessment Portfolio is maintained on every child. The portfolio includes: Physical Development Emotional and Social Development Approaches to Learning Language and Literacy Development Cognitive Development Teachers document their observations and work samples of the child's attainment of each standard. Portfolios are reviewed with the child's parent/s twice each year. The ASQ is administered twice per year. Results are shared with parents. Any developmental delays are addressed with recommendations for outside assistance if needed.		
	Child Development Center	Child Development Center Goal 4: Demonstrate the standards of quality care in the area and to set the example for other child care programs.	Bright from the Start Licensing Inspection Report National Association for the Education of Young Children (NAEYC) Standards Checklist Staff and Family Survey NAEYC Accreditation Visit - successful		

		Children will be provided exceptional quality instruction, services, and facilities.			
	Child Development Center	<p>Child Development Center Goal 3</p> <p>Weave learning that takes place at home and continue it during the early years.</p> <p>Outcome: Child will demonstrate at-home experiences in their play, conversation, or artwork.</p>	Teacher Observation Teacher Lesson Plans Parent Intake Form		
	Office of Adult Education	All program locations will be well lighted, emergencies procedures displayed and emergencies drill conducted twice a year.	1. Documentation of emergencies drills conducted twice a year. 2. Program Administration will check for emergencies displayed.	All emergency information is updated annually; instructors attend training provided through the college; emergency information is part of student program information; emergency manuals are visible in the classrooms.To provide a safe classroom environment for students to attend, and to study and to learn the skills they need to be successful in life. learn.	Provide a safe nurturing environment for student learning.
	Office of Adult Education	Increase the number of Community Collaborative Agreements by 10% in 2016.	The number of Community Collaborative agreements signed in 2016.	We increased our signed agreements by 10%.With budget cuts and decreased funding, adult education depends on our collaborative partners to help provided needed resources to increase student enrollment and continued participation in class. Our collaborative Agreements with community partners are providing additional resources.	The Collaborative Agreements will provided additional resources for our students who need assistance removing barriers to participation in the adult education program. The most common barriers are transportation and childcare.
	Office of Adult Education	1. 60% of the students enrolled will complete at least one level of academic gain.	GALIS KMS	+ 54.4% of our students completed a level of academic gain.To increase measurable skill gain, students will be post-tested in any subject areas and not in their lowest educational functioning level.	To increase the completion rate, post-tracker test will be utilized in fy'18.
	Office of Adult Education	1. 75% of all students with a goal to pass the GED will meet that goal. 2. 50% of all students with an employment or retain employment goal will meet that goal.	1.GALI. 2.2016 State Report Card.	1. 79% of our students with a goal to pass their GED did so. 2. 54% of all students with an employmentgoal got a job and 70% with a retain employmentgoal kept theirjob.Build skills that increase employability by integrating education and training. 2. Contextualize academic skills instruction to make learning more relevant to bridging the GED, employment and postsecondary.	1. Continue to incorporate contextualized instruction into the curriculum as a way to connect work skills with academic skills. 2. Provide access to the College and Career Standards Readiness on-line courses for two part-time instructors not yet trained.
	Office of Adult Education	1. Maintain a 65% retention rate. 2 60% of all students will meet their educational or	1.GALIS 2.NRS 3.KMS	1. The retention rate was 59%: 54.4% of studentns made educational gain; all class sites received new computers and	1.7 of 9 instructors completed either Part 1 or both Parts 1 and 2 of the College and Career Readiness Standards which

		employment goals. 3. 100% of the programs will have access to the latest software and hardware needed to train students in the educational and workforce skills they need to be successful.		access to Aztec software or other software of their choice; 5 of the class sites have Smart Boards; 4 class sites have document readers.:::Align the College and Career Readiness Standards with instruction and lessons that provide workplace and other real world contextualization to keep students engaged and build a strong academic foundation.	support the skills needed for post-secondary, the workplace and passing the GED; 2. Collaboration with DOL and the One-Stop provides financial supports for our dislocated/unemployed students to attend classes. 3. Students Affairs coordination provides campus tours, transition materials. All class sites have access to the latest technology.
	Office of Economic Development	Meet staff development requirements for the year	Staff Development Plan and Activity Reports for each full-time employee	::Attended all required staff development meetings. Total of 64 staff development hours were completed during the year. Goal was achieved.:::	Developed staff development plan for next year.
	Office of Economic Development	1% increase in the number of participants in continuing education course offerings	Economic Development Enrollment and Revenue Reports Continuing Education Course Evaluations	3259 individuals participated in continuing education courses. This number represents a decrease from last year. Goal not met.::3259 individuals participated in continuing education courses. This number represents a decrease from last year. Goal not met.:::	Additional marketing and new courses for next year are the main strategies to increase participation in continuing education programs.
	Office of Economic Development	1% increase in utilization of economic development services	Utilization reports submitted to the President monthly TCSG System Scorecard for Economic Development Meet prestablished goals for FY2014	A total of 19,567 individuals were served during FY2017. Results for FY2017 reflect a decrease from the previous year. Goal was not achieved.::A total of 19,567 individuals were served during FY2017. Results for FY2017 reflect a decrease from the previous year. Goal was not achieved.:::	Reductions in resources will require we develop effective and efficient methods to reach our target population. Also, we plan to consider new promotions for our services.
	Office of Economic Development	1% increase in the numbers served with conferencing and catering services	Economic Development Enrollment and Revenue Reports Economic Development Center Survey Enrollment and Revenues meet pre-established goals for FY 2014	2681 individuals served through conference and catering services during the year. Results for FY2017 reflect a decrease from the previous year. Goal was not met.::2681 individuals served through conference and catering services during the year. Results for FY2017 reflect a decrease from the previous year. Goal was not met.:::	Many businesses have reduced number of conferences and meetings. Division will continue to promote STC's capability to host meetings and conferences specifically to businesses, industries, and agencies.
	Office of Economic Development	1% increase in the number served through customized / contract classes	Review Economic Development Division enrollment and revenue reports submitted monthly to the President Review course evaluations as courses are completed Meet established goals for FY 2014	Customized training and services were provided for a total 13,450 individuals during the year. Goal was not achieved.::Customized training and services were provided for a total 13,450 individuals during the year. Goal was not achieved.:::See Use of Results/Improvements	Division plans to market customized training services to business and industry in various ways. We will also closely monitor need to modify or add new services. Conducted Employee Clinical Skills Assessment for East Georgia Healthcare Provided customized computer training for Emanuel County supervisors and office employees