

2016 Fact Book



SWAINSBORO CAMPUS

346 Kite Road
Swainsboro, GA 30401
(478) 289-2200

VIDALIA CAMPUS

3001 E. First Street
Vidalia, GA 30474
(912) 538-3100



A Unit of the Technical College System of Georgia

www.southeasterntech.edu

Southeastern Technical College is an Equal Opportunity Institution

Table of Contents

SECTION I GENERAL INFORMATION	1
SECTION II ENROLLMENT	16
SECTION III PROGRAM ENROLLMENT	26
SECTION IV PROGRAM LICENSURE	30
SECTION V GRADUATES.....	32
SECTION VI FINANCIAL AID	42
SECTION VII FACULTY AND STAFF	44
SECTION VIII LIBRARY RESOURCES	49
SECTION IX CONTINUING EDUCATION and ECONOMIC DEVELOPMENT	53
SECTION X COLLEGE SCORECARD	57

SECTION I

GENERAL INFORMATION

Introduction

The Institutional Effectiveness Division is pleased to present the
2016 Southeastern Technical College (STC) *Fact Book*.

This book is intended as a single, readily accessible, consistent source of information about Southeastern Technical College. It is a summary of institutional data compiled to capture the 2016 fiscal/academic year. The Fact Book provides pertinent facts and figures valuable to administrators, faculty, students, and the public.

An aspiration of this process is to make available increasingly more useful information on an annual basis. To help in accomplishing this, we welcome your comments and suggestions for the Fact Book.

Lisa C. Adams
Business and Industry Services Specialist
ladams@southeasterntech.edu

Gail Ware
Vice President for Institutional Effectiveness
gware@southeasterntech.edu

Mission Statement

Southeastern Technical College, a unit of the Technical College System of Georgia, provides an innovative, educational environment for student learning through traditional and distance education delivery methods focused on building a well-educated, globally competitive workforce for Southeastern Georgia.

The College fulfills its mission through:

- associate degree, diploma, and technical certificate of credit programs;
- adult education;
- continuing education; and
- customized training and services.

Vision

Southeastern Technical College will be recognized as an educational leader in Southeastern Georgia. The College will deliver quality, student-centered, and accessible postsecondary education and training. The College will empower students for success, cultivating innovative and economically thriving communities and enterprises.

Southeastern Technical College Values:

- Integrity, honesty, openness, mutual respect, and personal excellence.
- Continuous improvement.
- Making a difference in teaching and learning.
- A strong, visionary Administration.
- A qualified and committed Faculty and Staff.
- Community Partnerships and citizenship.
- Safe, secure, and attractive campuses and facilities.
- Time together for planning.
- Positive attitudes and teamwork.
- Accessible and affordable, quality programs and services.
- Professional Development.
- Communication.
- Fairness, equality, and diversity.
- Workforce development.
- Marketing our uniqueness for a competitive advantage.
- Technological advancement.

Service Delivery Area and Campus Locations



Service Area and Campus Locations

Southeastern Technical College serves the geographic area of Candler, Emanuel, Jenkins, Johnson, Montgomery, Tattnall, Toombs, and Treutlen counties which are located in southeast Georgia. The college currently offers programs at the following twelve locations:

The Vidalia Campus is located at 3001 East First Street in Vidalia, Georgia. This location is along U.S. Highway 280 and is approximately 2.5 miles from U.S. Highway 1.

- Building 1: Main Administration Building (1990) 91,386 sq. ft.
Administrative Offices and support staff, Student Affairs, Industrial Programs (ACT, ECM, WLD), Personal Services Programs (COS and ECE), General Education Classes, Bookstore, and Library
- Building 2: Gillis Building (2003) 45,211 sq. ft.
Houses Allied Health programs (CNA, HCA, LPN, MA, RN, RT) and Business programs (ACC, BT, CIS, CJ).
- Building 3: Health Sciences Annex East (2007) 9,993 sq. ft.
Houses Dental Hygiene program and Biology
- Building 4: Automotive Technology Training Center and Southeastern Early College and Career Academy (2011) 34,023 sq. ft.
Houses Automotive Technology and Career Academy.
- Building 5: The Economic Development Center houses Continuing Education, Business and Industry training, and Adult Education programs. (2002 with 27,230 Sq. ft.) This building of STC is located at 100-A Brinson Road in Vidalia and is approximately one block off of U.S. Highway 280, and is 3.7 miles from Southeastern Tech's Administrative Building.

Health Science Annex West – Part of the Economic Development Center
Houses Emergency Services Programs.

The Swainsboro Campus is located at 346 Kite Road in Swainsboro, Georgia. This location is along GA Highway 57 and is approximately 2 miles from U.S. Highway 1 and 35 miles from the Vidalia Campus.

- Building 1: (1996) 19,541 sq. ft.
Houses Administrative offices, Student Affairs, Adult Education
- Building 2: (1963, 1979, 2016) 39,593 Sq. ft.
Houses Academic Affairs, Business classrooms/labs (ACC, BT, CIS, CJ) Personal Services (COS/BAR and ECE), DT and General Education, Library, Bookstore, and Information Services
- Building 3: (1979) 11,355 Sq. ft.
Houses Student Center, Facilities & Security, Multi-purpose room

- Building 4: (1989) 4,298 Sq. ft.
Houses Child Care Center
- Building 5: (1955) 1,202 Sq. ft.
Houses Storage
- Building 6: (2003) 25,422 Sq. ft.
Houses Technology Center, Economic Development Business and Industry training, Technical Division classrooms/labs (ECM, FWMT, & WLD)
- Building 7: (1955) 2,808 Sq. ft.
Houses Maintenance/Storage
- Building 8: (2015) 39,090 Sq. ft.
Houses Health Sciences, CNA, EMT, HCA, LPN, MA
- Building 10: (1950) 6,823 Sq. ft.
Houses maintenance and is a warehouse storage building

Southeastern Tech's former Glennville Campus is located at 211 S. Tillman Street in Glennville, Georgia. This campus was shuttered July 2012 until further notice due to lack of enrollment. Building 3 remains open as a stand-alone facility.

The campus is located approximately one block from U.S. Highway 301. The distance to the Glennville facility from the Vidalia Campus is 34 miles.

- Building 1: Tattnall Institute Building (1916 – major renovations completed in 2004) 12,010 Sq. ft. Former space for offices, classroom space, library, and the Glennville-Tattnall Museum. (Leased to Tattnall County)
- Building 2: Allied Health Building (major renovations completed in 2004) 5,018 Sq. Ft.
Former space for Medical Assisting and Practical Nursing programs.
(Leased to Tattnall County)
- Building 4: Cosmetology Building (2011) 6,135 Sq. ft.
Houses Adult Education, former space for classrooms, offices, and Cosmetology Lab

The Tattnall Technology Center is located at 211 S. Tillman Street in Glennville, Georgia. The Center is located approximately one block from U.S. Highway 301. The Center is located 34 miles from the Vidalia Campus. The 7,995 sq. ft. facility was constructed in 2004 and is owned and maintained by Tattnall County for Southeastern Technical College's use. The Center is used to provide adult education classes and other educational services to residents of southern Tattnall County.

The Candler County Center is located at 25 West Daniel Street in Metter, Georgia 25 miles from the Swainsboro Campus. (2001) with 6,100 Sq. ft. This center provides adult education classes and services to residents of Candler County. It also serves as an

extension location for selected credit courses. The Center is owned and maintained by Candler County.

The Jenkins County Center is located at 210 Hendrix Street in Millen, Georgia 35 miles from the Swainsboro Campus (1995) with 3,500 Sq. ft. This center provides adult education classes and services to residents of Jenkins County. It also serves as an extension location for selected credit courses. The Center is owned and maintained by Jenkins County.

The Johnson County Center is located at 37 Georgia Avenue in Wrightsville, Georgia, 30 miles from the Swainsboro Campus (1999) with 2,400 Sq. ft. This center provides adult education classes and services to residents of Johnson County. The building is owned and maintained by Johnson County.

The Tattnall-Reidsville Adult Learning Center is located at 123 Tattnall Street in Reidsville, just off of U.S. Highway 280. (2001) with 4,591 Sq. ft. This center provides adult literacy classes and services to residents of northern Tattnall County. The building is owned and maintained by Tattnall County for Southeastern Tech's use. The center is located approximately 17 miles from the college's Vidalia Campus.

The Montgomery County Adult Literacy Center is located at 251 S. Fulton Street in Mt. Vernon. This center provides adult literacy services to residents of Montgomery County. This facility is owned and maintained by Montgomery County for Southeastern Tech's use and was built in 2002 with 4,176 Sq. ft. The center is conveniently located just off of U.S. Highway 280 and is approximately 14.5 miles from the college's Vidalia Campus.

The Commercial Truck Driving Facility is located on Harris Industrial Boulevard in Vidalia in the Toombs Industrial Park in 2003 with 2,648 Sq. ft. The property is located a short 1.6 miles from Southeastern Technical College's Vidalia Campus. It houses the Commercial Truck Driving program.

Institutional Goals

The goals that will help us realize our vision and mission are to:

Goal 1: Provide effective programs and services to optimize the success of our students as they prepare for quality jobs and/or continuing education.

Objectives:

1. Access: Students will have access to a quality education.
2. Affordability: STC will remain a low cost, quality educational option and provide alternative methods to help finance students' educational goals.
3. Student Life: STC students will have access to a full range of campus and college activities to enhance their intellectual and social experience.
4. Completion: STC will ensure that students graduate from their educational program in a timely manner.
5. Equity: STC will ensure equity in student outcomes across racial, ethnic, and income groups by eliminating achievement gaps wherever possible.

Goal 2: Facilitate an effective, innovative learning environment to ensure our students have the knowledge and skills to succeed in today's competitive global environment.

Objectives:

1. Instruction: Instruction should facilitate student learning and not be limited to traditional classroom models.
2. Adult Education: Prepare students to successfully complete the GED (General Educational Development) test with the goal to achieve a higher education credential or enter the workforce in meaningful employment.
3. Technology: Use innovative technology to enhance student learning.

Goal 3: Ensure STC has the resources needed to support learning excellence.

Objectives:

1. Financial: STC will develop sustainable funding methods.
2. Facilities and Equipment: STC will have exceptional, world-class facilities and equipment.
3. Safety: Students will have a safe environment in which to learn.
4. Human: STC will employ qualified faculty and staff.
5. Community Support: Increase the recognized value of technical education, adult education, and workforce training.

Goal 4: Ensure that community workforce needs are met through STC's educational programs and economic development efforts.

Objectives:

1. Workforce Development: STC will meet local community workforce needs through existing credit programs and by expanding/discontinuing credit program offerings to match workforce needs.
2. Economic Development: STC will provide excellence in economic development programs and community services to support existing business/industry and to attract new business/industry to the region.

History

During the 1987 session, the Georgia Legislature appropriated \$45,000 for the preliminary plans for a technical institute to be located in Southeast Georgia. During the 1988 session, an additional appropriation of \$5,410,000 was approved for the construction of the new institute. Other state funds totaling \$445,000 were added to the project. Additionally, the citizens of Toombs County, through a local option sales tax, contributed \$1,689,000 to the project for the construction of a 776-seat auditorium. The total funds invested in the project amounted to \$7,553,000.

Construction of Southeastern Technical Institute began in 1988. A local Board of Directors was sworn into office in July 1989. By November 1989, the Southeastern Technical Institute Foundation was incorporated. Although the facilities were still under construction, the first diploma program, Practical Nursing began in January 1990. Upon completion of construction in 1990, a dedication ceremony was held. Governor Joe Frank Harris delivered the dedicatory address.

October 1, 1990, marked the official opening of the new facility. Forty-six students enrolled in four diploma programs: Practical Nursing, Information and Office Technology, Accounting, and Cosmetology. An additional 32 students enrolled in Developmental Studies. In March 1991, nine Practical Nursing students graduated in Southeastern Tech's first commencement exercise. The institute remained constant in adding more programs to respond to the needs of the community.

In 1992, Southeastern Tech established a campus in Glennville. After having leased facilities in Glennville for a number of years, on June 14, 1994 the City of Glennville gave Southeastern Tech three buildings and the land the campus buildings are situated. Also of significance to the Glennville Campus was the award of a Community Block Development Grant to Tattnall County for the construction of a Technology Center. This facility is located on property adjacent to the Glennville campus and is utilized by Southeastern Technical College for adult literacy training, continuing education, and business and industry training.

On February 5, 1998, the State Board of the Technical College System of Georgia authorized the purchase of a building located in Vidalia to be used as the College's Economic Development Center. The building had been leased by Southeastern Technical College since 1994. Renovation of this facility was completed in October 2002. The facility also houses regional operations for the Technical College System of Georgia's Quick Start program, an organization which serves the training needs of new and expanding industries.

In 2000, the school had a 43% increase in enrollment over 1999 and a 257% increase in the continuing education department in two years. Beyond growth was the tremendous positive effect the institution has experienced through the development of a more technically skilled workforce.

On December 7, 2000, Southeastern Technical Institute officially changed its name to Southeastern Technical College. The name change was a facet of Governor Roy Barnes' Education Reform Bill. This also allowed STC to offer associate degrees and receive formula-funding based on enrollment from the State of Georgia.

Southeastern Technical College celebrated ten years of service to Toombs, Tattnall, and Montgomery counties while promoting the theme, "A Decade of Difference." Southeastern Technical College continued to increase enrollment and add new programs.

In 2001, the Toombs County Development Authority conveyed 15.92 acres of land in the Toombs County Industrial Park to Southeastern Technical College for the purpose of establishing a Commercial Truck Driving facility. The Commercial Truck Driving Facility was completed in June 2003.

A landmark occasion for adult literacy efforts occurred in September 2001 with the opening of the Reidsville-Tattnall County Adult Literacy Center. The facility, funded by a Community Development Block Grant (CDBG), provided a permanent home for adult literacy programs and services in Reidsville.

Construction began in November 2001 on the Medical Technology Building on the main campus. Due to unprecedented enrollment growth, funds were appropriated to construct an addition to this project.

In FY 2001, Southeastern Technical College served over 1900 students in credit programs alone. The College grew to more than 50 programs in business, health, technical and industrial fields. Online classes became available at Southeastern Technical College through the Georgia Virtual Technical Connection. Barriers of time and distance diminished as obstacles that could hinder students from receiving the education they desire and deserve.

Following the success in establishing a permanent home for adult literacy programs and services in Reidsville was the establishment of the Montgomery County Adult Literacy Center in Mt. Vernon. The construction of this facility was also established through a CDGB to Montgomery County. The Center opened in June 2002.

During FY 2002, the College had a major impact on the community as literacy classes were now able to be offered at four different sites. As previously stated, construction began on the regional medical technology building; construction started on the Glennville Campus renovations; STC added additional parking on the Vidalia campus, as well as completed the final phases for the new Economic Development Center in Vidalia.

Southeastern Technical College has experienced phenomenal growth during its relatively brief existence. Space constraints on the Vidalia campus were alleviated in January 2004 with the official opening of the Medical Technology Building.

The hallmark of the success of Southeastern Technical College is the strong local support from its service area. This modern facility stands as a finely sculptured monument to the economic growth and development of the entire region. Adult students, regardless of sex, race, age, color, religion, national origin, marital status, academic or economic disadvantage or disability may capitalize on the enhanced opportunities offered by technical education. Technical education has clearly become a desirable, attractive alternative for education for the citizens of Georgia.

In January 2008, Commissioner Ron Jackson of the Technical College System of Georgia charged a taskforce to measure the feasibility of merging two technical colleges as the first of several mergers across the state. In August 2008, a plan to merge the first two colleges was

approved. At its September 2008 meeting, the State Board of Technical and Adult Education determined that merger strategies were necessary throughout the state and gave approval to proceed with the mergers proposed by the Technical College System of Georgia. Commissioner Jackson met with the Local Boards of Southeastern Technical College and Swainsboro Technical College to discuss their role during the merger process. Dr. Ray Perren, Assistant Commissioner of the TCSG, met with the college presidents to prioritize and outline the tasks before them. Southeastern and Swainsboro formed a combined Steering Committee of senior staff from both colleges to lead and manage the merger process.

Southeastern Technical College and Swainsboro Technical College had a close working relationship since the opening of Southeastern Tech in 1990. In fact, Southeastern Tech was formed from Swainsboro Tech's service delivery area. The colleges were located only 32 miles apart; therefore, they often had transient students from one another and shared many of the same community supporters, business partnerships and resources. They provided more than 15 similar programs, with many of the programs using the same books and instructional materials. The merger benefits the communities served by creating a strong, single presence with increased visibility, and a unified mission. The merged college better utilizes limited resources to be more responsive to the needs of business and industry. More efficient resource utilization allows current programs to be expanded and frees up resources to add new programs as needed in our continually changing economy. As one educational entity in the communities, the merged college better serves the communities with stronger partnerships, decreased competition for resources and fundraising, elimination of duplication, and more visibility as a stronger institution. A merged institution further enhances the programs and services provided to all communities served and broadens the opportunities in many areas.

On July 1, 2009, Swainsboro Technical College and Southeastern Technical College officially merged to form the new Southeastern Technical College, which serves Candler, Emanuel, Jenkins, Johnson, Montgomery, Tattnall, Toombs, and Treutlen counties. The Board of Trustees of the Commission on Colleges continued accreditation following review of the consolidation/merger. Southeastern Technical College was initially accredited by the Southern Association of Colleges and Schools Commission on Colleges (SACSCOC) in 2009. Prior to this date, both former colleges were accredited by SACSCOC from 2008 to 2009.

In FY/AY 2012, Southeastern Technical College, a unit of the Technical College System of Georgia, successfully converted from the Quarter System to the Semester System.

In June 2013, Southeastern Technical College's accreditation was reaffirmed by the Southern Association of Colleges and Schools Commission on Colleges (SACSCOC) with the next reaffirmation of accreditation review scheduled for 2023.

AY 2014 presented Southeastern Technical College with its tightest budget in its history. The STC Foundation developed and implemented the first R.I.D.E. Campaign. STC became an Achieving the Dream College. STC Swainsboro Campus celebrated its 50th Anniversary. The Health Sciences Building construction began on the Swainsboro Campus. The Vidalia Campus Economic Development Center was revamped to include the Health Science West Annex. STC accepted its first class for the Associate of Science in Nursing. The class is slated to graduate December 2015.

In AY 2015, the Southern Association of Colleges and Schools Commission on Colleges Board of Trustees continued accreditation following review of a program expansion to include the Associate of Science in Nursing program. STC's President of 18 years, Dr. Cathryn T. Mitchell, retired and William L. Calhoun was selected as the new President to lead the College. A new Health Sciences building opened on the Swainsboro Campus. The Vidalia Campus celebrated 25 years of technical education.

In AY 2016, Southeastern Technical College was named the TCSG College of the Year. In addition, STC was selected as Best Two Year College in Georgia by the Best Colleges organization as well as the number one Technical College in Georgia by James Magazine. STC graduated its first Associate of Science in Nursing class. STC established a Commercial Truck Driving training range through an agreement with the Emanuel County Development Authority.

Accreditation/Certification/Licensure/Approval

Southeastern Technical College is a unit of the Technical College System of Georgia.
<http://www.tcsq.edu/>

- Southeastern Technical College is accredited by the Commission on Colleges of the Southern Association of Colleges and Schools to award Associate Degrees. Contact the Commission on Colleges at 1866 Southern Lane, Decatur, GA 30033-4097 or call (404) 679-4500 for questions about the accreditation of Southeastern Technical College. www.sacscoc.org. *Inquiries such as admission requirements, financial aid, educational programs, etc., should be addressed directly to Southeastern Technical College and not to the Commission's office. Please direct all questions to: Southeastern Technical College, 3001 E. First Street, Vidalia, GA 30474, 912.538.3100, Fax 912-538-3156.*
- The Practical Nursing program is approved by the Board of Examiners of Licensed Practical Nurses for the State of Georgia, 237 Coliseum Drive, Macon, GA 31217-3858, (478) 207-2440. <http://sos.georgia.gov/plb/lpn/>
- The Nurse Aide program is approved by the Georgia Medical Care Foundation, 1455 Lincoln Parkway East, Suite 750, Atlanta, Georgia 30346-2200. Phone number is 678-527-3010 or 800-414-4358.
- The Medical Assisting Diploma Program is accredited by the [Commission on Accreditation of Allied Health Education Programs \(www.caahep.org\)](http://www.caahep.org) upon the recommendation of the Medical Assisting Education Review Board (MAERB). Commission on Accreditation of Allied Health Education Programs, 1361 Park Street, Clearwater, FL 33756. 727/210-2350
- The Early Childhood Care and Education Paraprofessional Training program is approved by the Georgia Professional Standards Commission, Two Peachtree Street, Suite 6000, Atlanta, GA 30303, (800) 869-7775. <http://www.gapsc.com/>
- The Child Care Center on the Swainsboro campus is recognized as a Center of Distinction by the Georgia Department of Early Care and Learning. <https://www.dec.state.ga.us/>
- Southeastern Technical College is a Certified Cisco Network Academy. <http://www.cisco.com/web/learning/netacad/index.html>
- Southeastern Technical College is a Microsoft IT Academy. The IT Academy provides tools to train students on Microsoft technologies, help them succeed in school, and prepare them for the global economy. The program includes access to a variety of curricula and certifications, software licenses, and a range of instruction from computer basics to high-level programming and architecture. <http://www.microsoft.com/education/msitacademy/default.aspx>
- Emergency Medical Technician graduates are eligible to sit for the National Registry of EMTs, Emergency Medical Technician (EMT) Exam. Rocco V. Morando Building, 6610 Bush Blvd, P.O. Box 29233, Columbus, OH 43229, (614) 888-4484. www.nremt.org
- Advanced Emergency Medical Technician (AEMT) graduates are eligible to sit for the National Registry of EMTs, Advanced Emergency Medical Technician (AEMT) Exam. Rocco V. Morando Building, 6610 Bush Blvd, P.O. Box 29233, Columbus, OH 43229, (614) 888-4484. www.nremt.org
- EMS Professions graduates are eligible to sit for the National Registry of EMTs, Advanced Emergency Medical Technician (AEMT) Exam. Rocco V. Morando Building, 6610 Bush Blvd, P.O. Box 29233, Columbus, OH 43229, (614) 888-4484. www.nremt.org

- Paramedicine program graduates are eligible to sit for the Paramedic Exam of the National Registry of Emergency Medical Technicians (NREMT), Rocco V. Morando Building, 6610 Bush Blvd, P.O. Box 29233, Columbus, OH 43229, (614) 888-4484. www.nremt.org
- The Paramedicine Program is accredited by the Commission on Accreditation of Allied Health Education Programs (www.caahep.org) upon the recommendation of the Committee on Accreditation of Educational Programs for the Emergency Medical Services Professions (CoAEMSP). Commission on Accreditation of Allied Health Education Programs, 25400 US Highway 19 North, Suite 158, Clearwater, FL 33763. 727/210-2350
- The Emergency Services Education program is approved by the Georgia Department of Community Health, Office of EMS and Trauma. The Paramedicine program is accredited by the Commission on Accreditation of Allied Health Education Programs (CAAHEP) upon the recommendation of the Committee on Accreditation for Educational Programs for the Emergency Medical Services Profession (CoAEMSP).
- Committee on Accreditation of Educational Programs for the EMS Professions, 8301 Lakeview Pkwy, Suite 111-312, Rowlett, TX 75088.
- The Technical College System of Georgia's Cosmetology curriculum is approved by the Georgia State Board of Cosmetology and Barbers, <http://sos.ga.gov/index.php/licensing/plb/16>. Cosmetology diploma graduates are eligible to take the Master Cosmetologist Licensure Exam and graduates of the Hair Designer Technical Certificate of Credit are eligible to take the Hair Designer Licensure Exam.
- The Radiologic Technology program is accredited by the Joint Review Committee on Education in Radiologic Technology (JRCERT), 20 North Wacker Drive, Suite 2850, Chicago, IL 60606-3182, (312) 704-5300, www.jrcert.org. Graduates are eligible to take the National Registry Examination sponsored by the American Registry of Radiologic Technologists.
- The Clinical Laboratory Technology program is accredited by the National Accrediting Agency for Clinical Laboratory Sciences (NAACLS), 5600 N. River Road, Suite 720, Rosemont, Illinois 60018-5119, (773) 714-8880. <http://www.naacls.org>
- The Pharmacy Technology program is accredited by the American Society of Health-System Pharmacists, 7272 Wisconsin Avenue, Bethesda, MD 20814, (301) 657-3000, www.ashp.org. Graduates are eligible to take the National Pharmacy Technician Certification Exam.
- The Dental Hygiene program is accredited by the Commission on Dental Accreditation (CODA) - American Dental Association (ADA). The Commission is a specialized accrediting body recognized by the United States Department of Education. The Commission on Dental Accreditation can be contacted at (312) 440-4653 or at 211 East Chicago Avenue, Chicago, IL 60611. <http://www.ada.org/prof/ed/accred/commission/index.asp>
Graduates are eligible to take the ADA National Board Dental Hygiene Examination and the CRDTS National Dental Hygiene Examination.

- Welding and Joining Technology is a registered S.E.N.S.E. (Schools Excelling through National Skills Education) training school approved by the American Welding Society (AWS) Education Services, 8669 N.W. 36th Street, Suite 130, Miami, FL 33166, www.aws.org, SENSE@aws.org
- The Georgia Board of Nursing (GBON) granted initial Associate of Science in Nursing Program approval in July 2013 with final Program approval pending graduation and licensing of first ASN class.
- In addition, Southeastern Technical College is a member of the following organizations:
 - The American Association of Collegiate Registrars and Admissions Officers
 - The National Association of College and University Business Officers
 - The National Council on Student Development

SECTION II

ENROLLMENT

SECTION II: ENROLLMENT

Credit Enrollment (Unduplicated)

Headcount, Credit Hours and FTE (Full-Time Equivalency)

	2013-2014	2014-2015	2015-2016
	AY14	AY15	AY16
Headcount	2207	2266	2406
Credit Hours	33,358	34,402	35,296
FTE	1111	1146	1176

Source: TCSG Data Center EOY Total Rpt

Enrollment and Credit Hours by Campus

	2013-2014		2014-2015		2015-2016	
	AY14		AY15		AY16	
Campus	Enroll	Credit Hrs	Enroll	Credit Hrs	Enroll	Credit Hrs
Vidalia	1,581	23,900	1,693	25,501	1,795	26,617
Swainsboro	647	9,458	597	8,901	635	8,679
(Unduplicated) TOTAL	** 2228	33,358	** 2266	34,402	** 2406	35,296

Source: TCSG Data Center DC#135

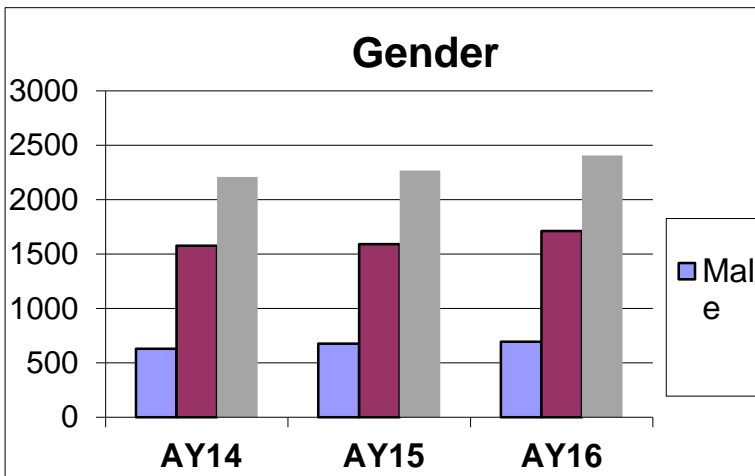
*** Unduplicated numbers do not equal the sum. If a student was assigned more than one campus during the year, they will be reported for each campus.*

SECTION II: ENROLLMENT

Gender

	2013-14	2014-15	2015-16
	AY14	AY15	AY16
Male	630	675	695
Female	1,577	1,591	1,711
TOTAL	2,207	2,266	2,406

Source: TCSG Data Center EOY Gender Rpt



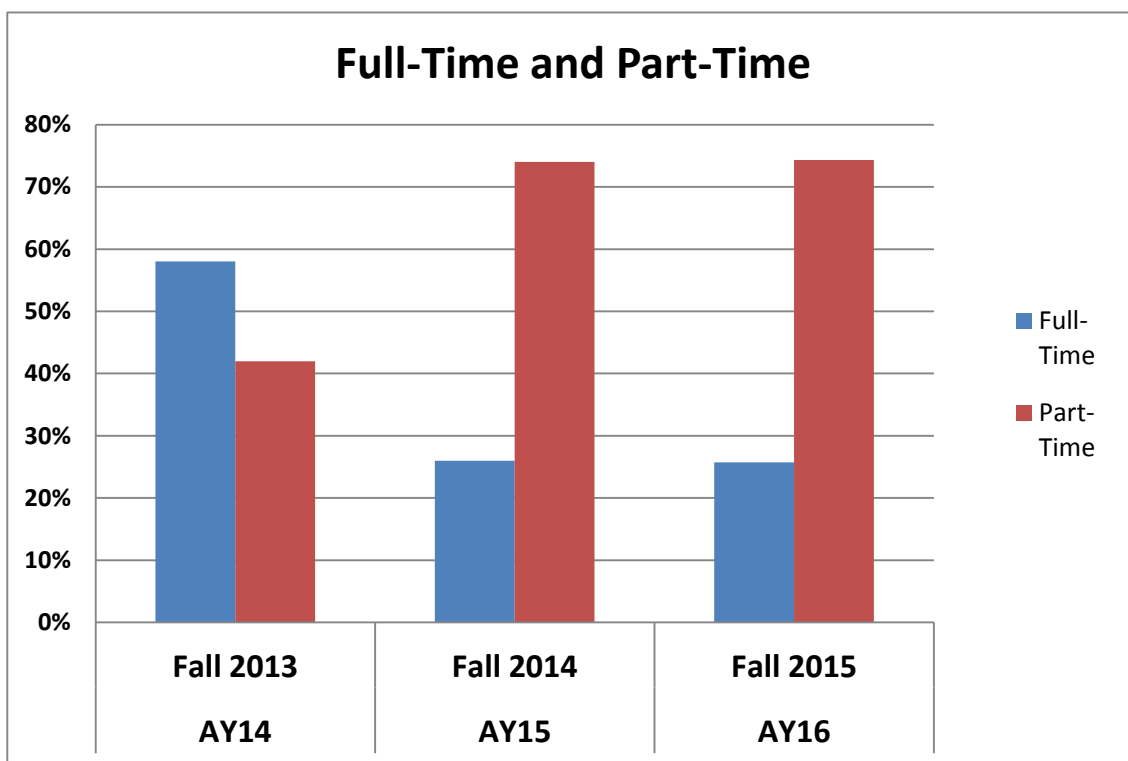
SECTION II: ENROLLMENT

Full-Time and Part-Time

(Based on Fall Quarter Enrollment)

	AY14	AY15	AY16
	Fall 2013	Fall 2014	Fall 2015
Full-Time	58.00%	26.00%	25.70%
Part-Time	42.00%	74.00%	74.30%
TOTAL	100.00%	100.00%	100.00%

Source: TCSG Data Center EOQ FTPT Rpt

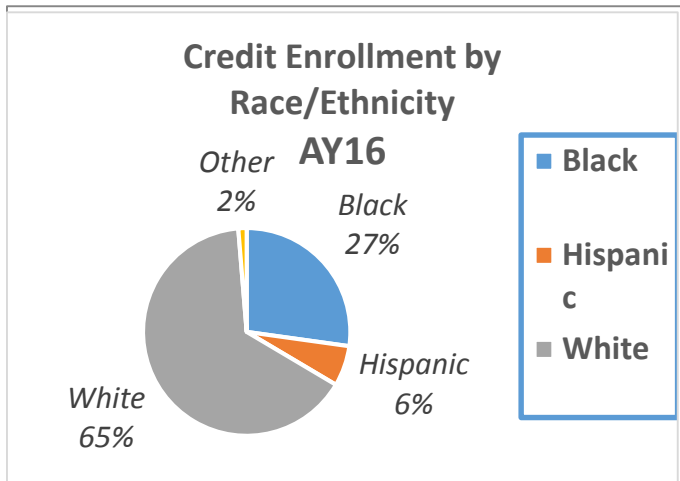


SECTION II: ENROLLMENT

Race/Ethnic Origin

	Total	American Indian		Asian		Black		Hispanic		Native Hawaiian		Two or More Races		White		Nonresident Alien		Unknown	
		No.	%	No.	%	No.	%	No.	%	No.	%	No.	%	No.	%	No.	%	No.	%
AY14	2,207	5	0.2%	10	0.5%	699	31.7%	86	3.9%	2	0.1%	10	0.5%	1,393	63.1%	0	0.0%	2	0.1%
AY15	2,266	3	0.1%	9	0.4%	657	29.0%	130	5.7%	3	0.1%	63	2.8%	1,100	61.8%	0	0.0%	1	0.0%
AY16	2,406	3	0.1%	10	0.4%	654	27.2%	152	6.3%	2	0.1%	17	0.7%	1,568	65.2%	0	0.0%	0	0.0%

Source: TCSG Data Center EOY Race Rpt



SECTION II: ENROLLMENT

County of Residence

	AY 2013 2012-2013		AY 2015 2014-2015		AY2016 2015-2016	
County	##	%	##	%	##	%
Appling	61	2.80%	54	2.40%	74	3.10%
Atkinson	1	0.00%	1	0.00%	1	0.00%
Bacon	0	0.00%	1	0.00%	4	0.20%
Brantley	1	0.00%	1	0.00%	0	0.00%
Barrow	1	0.00%	1	0.00%	0	0.00%
Bartow	0	0.00%	0	0.00%	0	0.00%
Bibb	0	0.00%	0	0.00%	0	0.00%
Bleckley	0	0.00%	0	0.00%	0	0.00%
Bryan	4	0.20%	7	0.30%	6	0.20%
Bulloch	23	1.00%	42	1.90%	68	2.80%
Burke	28	1.30%	17	0.80%	27	1.10%
Camden	1	0.00%	3	0.10%	2	0.10%
* Candler	75	3.40%	81	3.60%	91	3.80%
Chatham	1	0.00%	3	0.10%	1	0.00%
Cherokee	1	0.00%	0	0.00%	0	0.00%
Clarke	1	0.00%	0	0.00%	0	0.00%
Clayton	1	0.00%	0	0.00%	0	0.00%
Cobb					1	0.00%
Coffee	2	0.10%	2	0.10%	7	0.30%
Columbia	1	0.00%	0	0.00%	2	0.10%
Coweta			1	0.00%	0	0.00%
DeKalb	0	0.00%	0	0.00%	0	0.00%
Douglas			1	0.00%	0	0.00%
Dodge	3	0.10%	3	0.10%	3	0.10%
Effingham	0	0.00%	1	0.00%	1	0.00%
* Emanuel	461	20.90%	448	19.80%	479	19.90%
Evans	30	1.40%	31	1.40%	33	1.40%
Fannin	1	0.00%	1	0.00%	0	0.00%
Floyd	1	0.00%	1	0.00%	0	0.00%
Forsyth					1	0.00%
Fayette			1	0.00%	0	0.00%
Fulton	0	0.00%	0	0.00%	0	0.00%
Gilmer					1	0.00%
Glynn	1	0.00%	1	0.00%	0	0.00%
Grady			1	0.00%	0	0.00%

SECTION II: ENROLLMENT

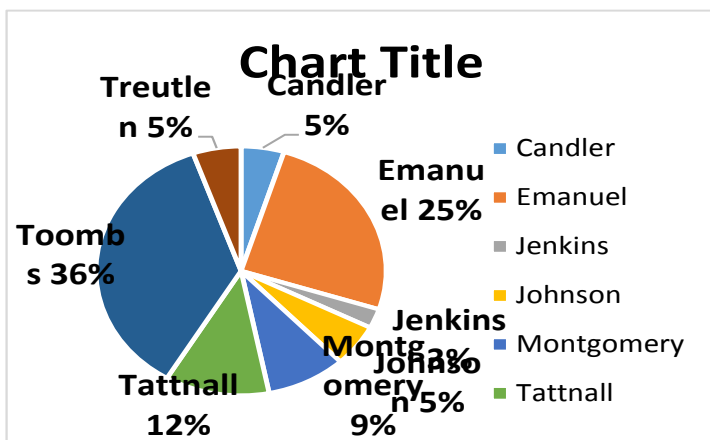
Gwinnett	1	0.00%	1	0.00%	2	0.10%
Habersham	1	0.00%	1	0.00%	0	0.00%
Hall			1	0.00%	0	0.00%
Harris	1	0.00%	0	0.00%	0	0.00%
Henry	1	0.00%	1	0.00%	1	0.00%
Houston					1	0.00%
Jeff Davis	72	3.30%	84	3.70%	114	4.70%
Jefferson	43	1.90%	31	1.40%	42	1.70%
* Jenkins	65	2.90%	63	2.80%	48	2.00%
* Johnson	71	3.20%	66	2.90%	104	4.30%
Laurens	29	1.30%	28	1.20%	30	1.20%
Lee	1	0.00%	0	0.00%	0	0.00%
Liberty	2	0.10%	3	0.10%	7	0.30%
Long	2	0.10%	7	0.30%	4	0.20%
Lowndes	0	0.00%	1	0.00%	1	0.00%
Madison	0	0.00%	1	0.00%	1	0.00%
McIntosh			1	0.00%	0	0.00%
Mitchell					1	0.00%
* Montgomery	151	6.80%	158	7.00%	169	7.00%
Newton	0	0.00%	0	0.00%	0	0.00%
Paulding	1	0.00%	0	0.00%	0	0.00%
Peach			1	0.00%	0	0.00%
Pierce	3	0.10%	1	0.00%	3	0.10%
Richmond	5	0.20%	1	0.00%	0	0.00%
Screven	0	0.00%	7	0.30%	1	0.00%
* Tattnall	220	10.00%	199	8.80%	221	9.20%
Telfair	31	1.40%	30	1.30%	34	1.40%
Thomas	1	0.00%	0	0.00%	0	0.00%
* Toombs	670	30.40%	714	31.50%	686	28.50%
* Treutlen	83	3.80%	109	4.80%	102	4.20%
Troup	0	0.00%	1	0.00%	0	0.00%
Ware	1	0.00%	1	0.00%	2	0.10%
Washington	1	0.00%	5	0.20%	4	0.20%
Wayne	0	0.00%			0	0.00%
Wheeler	71	3.20%	56	2.50%	40	1.70%
Out of State:	7	0.30%	8	0.30%	7	0.30%
** (Unduplicated) TOTAL	2207	100.00%	2266	100.00%	2406	100.00%

* County is in the College's Service Delivery Area (SDA)

Source: TCSG Data Center Rpt #DC 122

** Unduplicated numbers do not equal the sum.

SECTION II: ENROLLMENT



Top 5 Counties based on Enrollment		
	Enrollment	Percent of Enrollment
Toombs	686	28.5%
Emanuel	479	19.9%
Tattnall	221	9.2%
Montgomery	169	7.0%
Jeff Davis	114	4.7%
All Other Counties	750	31.2%



1,102 students (45.8%) took at least one course online.

SECTION II: ENROLLMENT

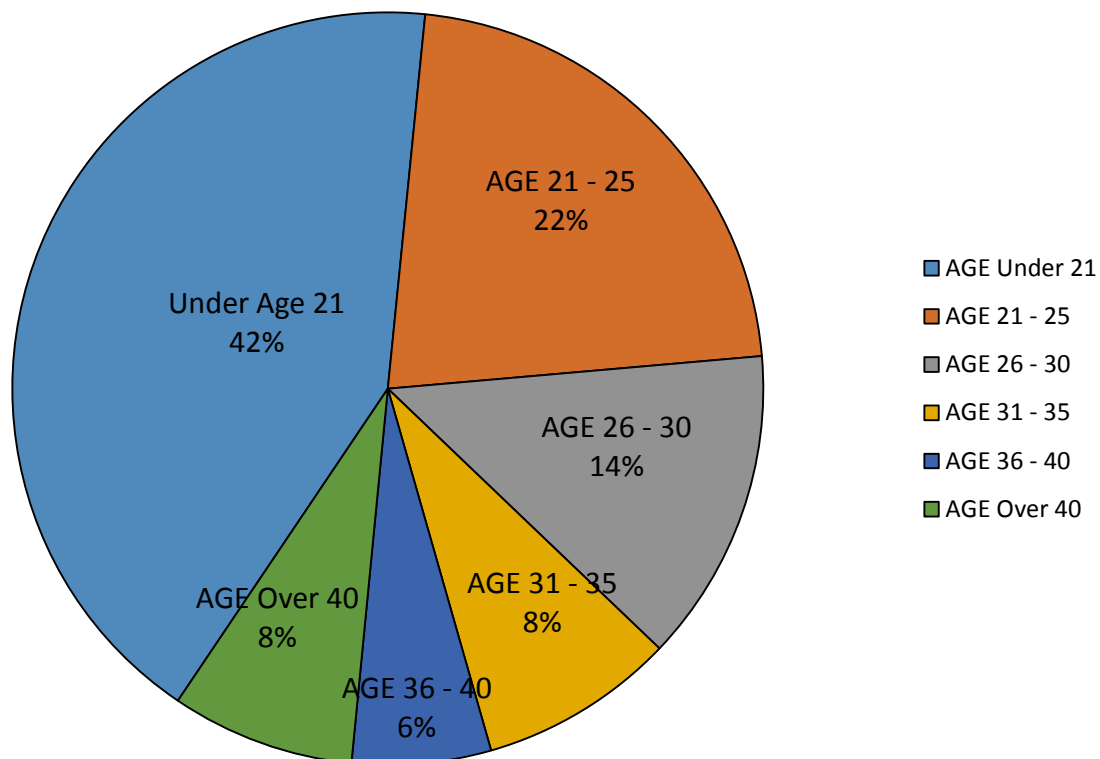
Student Age Distribution

(Based on Fall Quarter Enrollment)

	2013-14		2014-15		2015-16	
	AY14		AY15		AY16	
	No.	%	No.	%	No.	%
Under 21	714	32.40%	877	38.70%	1014	42.10%
21 - 25	585	26.50%	559	24.70%	530	22.00%
26 - 30	323	14.60%	284	12.50%	325	13.50%
31 - 35	212	9.60%	213	9.40%	203	8.40%
36 - 40	141	6.40%	130	5.70%	144	6.00%
Over 40	232	10.5%	203	9.00%	190	7.90%
TOTAL	2207	100.00%	2266	100.00%	2406	100.00%

Source: TCSG Data Center EOY Rpt Age

AY2016 Student Age Distribution



SECTION II: ENROLLMENT

Student to Faculty Ratio

	Fall 2013	Fall 2014	Fall 2015	Fall 2016
Enrollment	1525	1625	1667	2406
FTE	927	970	972	1176
# Full-time Instructors	61	57	58	57
# Adjunct Instructors	45	42	40	31
Instructor FTE	75.85	71.00	71.33	67.33
Student/Faculty Ratio	12.22	13.66	13.63	17.47

Student/Faculty Ratio: Calculated by dividing Student Enrollment F.T.E. by Faculty F.T.E.

Student Enroll & FTE: From TCSG DC 126.

Faculty FTE: Calculated by full-time faculty plus 1/3 part-time faculty. – TCSG Data Center Report.

Note: This is not the IPEDS Calculation for Student to Faculty Ratio.

SECTION III

PROGRAM ENROLLMENT

SECTION III: PROGRAM ENROLLMENT

Program Enrollment

Green Text denotes Semester Conversion Title	2013-14	2014-15	2015-16
Associate Degrees	AY14	AY15	AY16
Accounting	17	22	22
Business Administrative Technology	29	15	0
Business Management Degree (formerly Management and Supervisory Development)	31	31	35
Business Technology		21	21
Clinical Laboratory Technology	18	17	30
C.I.S Internet Specialist/Web Site Design	14	0	0
C.I.S. Networking Specialist	15	0	0
Computer Support Specialist	6	10	6
Criminal Justice Technology	30	27	22
Dental Hygiene	31	32	30
Early Childhood Care/Education	20	23	17
Electronics Technology	16	19	24
Forestry Technology	7	4	2
Marketing Management	6	8	3
Networking Specialist		13	11
Nursing		60	88
Radiologic Technology	19	21	22
Web Site Design/Development		9	6

Diplomas	AY14	AY15	AY16
Accounting	25	22	18
Air Conditioning Technology	20	20	19
Automotive Fundamentals	1	2	0
Automotive Technology	39	46	49
Business Administrative Technology	101	59	0
Business Management (formerly Management and Supervisory Development)	45	37	31
Business Technology		59	76
C.I.S Computer Support Specialist	23	22	17
C.I.S Internet Specialist/Web Site Design	13	0	0
C.I.S. Networking Specialist	22	0	0
Cosmetology	96	90	99
Criminal Justice Technology	78	58	48
Early Childhood Care/Education	95	67	73
Electrical Construction Technology	25	48	46
*(Electrical Systems Technology (formerly Electrical Construction and Maintenance)	48	7	1
Electronics Fundamentals	0	0	3
Electronics Technology	18	19	13
EMS Professions	35	33	25
Fish & Wildlife Management (formerly Game and Fish Preserve Management)	20	19	25
Forestry Technology	14	4	1
Diplomas (continued)	AY14	AY15	AY16
Industrial Electrical Technology			9

SECTION III: PROGRAM ENROLLMENT

Marketing	16	0	0
Marketing Management		8	6
Medical Assisting	38	34	35
Networking Specialist		18	18
Paramedicine (formerly Paramedic Technology)	20	18	24
Pharmacy Technology	43	29	36
Practical Nursing	69	67	67
Radiologic Technology (no longer offer diploma)	0	0	0
Surgical Technology	13	0	0
Web Site Design/Development		5	12
Welding and Joining Technology	88	79	90

Technical Certificates of Credit (TCC)	AY14	AY15	AY16
Administrative Support Assistant	1	1	0
Advance Emergency Medical Technical (AEMT)	0	0	0
Advanced Shielded Metal Arc Welder (formerly Overhead Shielded Metal Arc Welder)	2	0	0
Air Conditioning Technician Assistant	0	0	2
Auto Electrical/Electronic Systems Technician	0	0	0
Automotive Chassis Technician Specialist	0	10	5
Automotive Climate Control Technician	0	0	0
Automotive Engine Performance Technician	0	0	0
Automotive Engine Repair Technician	0	0	1
Automotive Transmission/Transaxle Tech Specialist	0	0	0
Basic Shielded Metal Arc Welder (formerly Flat Shielded Metal Arc Welder)	15	18	6
Child Development Associate (CDA) Preparation (formerly Child Development Associate I)	0	0	0
Cisco Network Specialist	0	0	0
Commercial Truck Driving	116	104	103
Commercial Wiring	0	1	1
CompTIA A+ Certified Preparation	0	0	0
Early Childhood Care & Education Basics (formerly Child Care Assisting)	0	3	2
Electrical Contracting Technician	1	1	2
Electrical Systems Assistant	0	0	0
Emergency Medical Technician (EMT) (formerly Intermediate)	0	0	0
Flux Cored ARC Welder	1	0	0
Entrepreneurship	1	1	0
Forest Technician Assistant	0	0	0
Gas Metal Arc Welder Fabricator	1	0	0
Gas Metal Arc Welder		10	12
Gas Tungsten Arc Welder	10	0	1
Hair Designer			3
Health Care Assistant	340	331	301
Health Care Science	394	498	600
Help Desk Specialist (formerly Help Desk Assistant)	0	0	0
Technical Certificates of Credit (TCC) (continued)	AY14	AY15	AY16
Human Resource Management Specialist	1	1	1

SECTION III: PROGRAM ENROLLMENT

Introduction to Criminal Justice	21	35	38
Mammography	1	3	0
Management and Leadership Specialist	0	0	1
Marketing Specialist		3	2
Medical Administrative Technician	97	82	90
Medical Front Office Assistant	0	2	0
Microsoft Excel Application Professional	0	0	0
Microsoft Network Administrator	0	0	1
Microsoft Office Application Professional	1	1	0
Microsoft Word Application Professional	0	0	0
Nurse Aide (formerly Certified Nurse Aide)	81	10	5
Nurse Aide TCC		116	96
Payroll Accounting Specialist	0	0	0
Pre-hospital EMS Operations			9
Residential Wiring Technician	1	2	0
Shampoo Technician	0	0	0
Supervisor/Management Specialist	0	0	0
Technical Management Specialist (formerly Visual Technical Communication)	0	0	0
Web Site Developer			1
Wildlife Management Assistant	13	0	0
Institutionally Accepted	54	93	151
Special Admit	5	6	11
Transient	8	11	9
TOTAL	2458	2545	2406

Source: TCSG Data Center Rpt #DC180
Unduplicated numbers do not equal the sum.

SECTION IV

PROGRAM LICENSURE

SECTION IV: PROGRAM LICENSURE

Program Licensure Pass Rates (Cumulative)

	2013-14	2014-15	2015-16
Program	AY14	AY15	AY16
Certified Nurse Aide	Written 100% Skills 61%	Written 97% Skills 68%	Written 96% Skills 90%
Clinical Laboratory Technology	100%	86%	100%
Commercial Truck Driving	100%	98%	100%
Cosmetology	100%	100%	100%
Dental Hygiene	100%	100% NTL Board & CRDTS	100%
Advanced Emergency Medical Tech	50%	67%	80%
** Emergency Medical Technician	88%	83%	80%
Medical Assisting	86%	100%	82%
** Paramedic Technology	100%	90%	83%
Pharmacy Technology	100%	83%	80% 1 st time 100% total
Practical Nursing	97%	90%	97%
Radiologic Technology	100%	100%	40%
Registered Nursing			95%

Source: Director of Allied Health Accreditation

** Students are allowed a maximum of six attempts to complete all sections of the exam; therefore, they are not counted as failing until all attempts have been exhausted. Also, students are reported during the time period in which the test is taken, not necessarily the graduating term.

SECTION V

GRADUATES

SECTION V: GRADUATES

Awards Conferred By Program

Green Text denotes Semester Conversion Title			
ASSOCIATE DEGREES	2013-14 AY14	2014-15 AY15	2015-16 AY16
Accounting	2	5	4
Business Administrative Technology	7	0	3
Business Management	5	5	3
Business Technology	0	8	8
Clinical Laboratory Technology	7	2	4
Computer Support Specialist	0	4	4
Criminal Justice Technology	1	6	7
Dental Hygiene	6	6	4
Early Childhood Care/Education	1	2	7
Electronics Technology	6	7	11
Forest Technology	2	2	3
Internet Specialist - Web Site Design	1	0	4
Marketing Management	1	0	2
Networking Specialist	1	4	4
Nursing			20
Radiologic Technology	0	6	12
DIPLOMAS	2013-14 AY14	2014-15 AY15	2015-16 AY16
Accounting	6	1	8
Air Conditioning Technology	0	4	6
Automotive Technology	5	8	4
Business Administrative Technology	17	0	0
Business Management	5	1	5
Business Technology	0	19	22
Computer Support Specialist	1	2	3
Cosmetology	15	20	18
Criminal Justice Technology	8	15	20
Early Childhood Care/Education	6	7	12
Electrical Construction and Maintenance	0	0	0
Electrical Construction Technology	0	2	10
Electrical Systems Technology	8	0	3
Electronics Fundamentals	0	0	4
Electronics Technology	1	4	0
EMS Professions	1	2	6
Fish and Wildlife Management	0	3	7
Forest Technology	3	1	2
Game and Fish Preserve Management	1	0	0
Industrial Electrical Technology	0	0	4
Internet Specialist - Web Site Design	2	0	1
Marketing Management	0	0	3
Medical Assisting	23	17	28
Networking Specialist	1	1	3

SECTION V: GRADUATES

DIPLOMAS (cont)	2013-14 AY14	2014-15 AY15	2015-16 AY16
Paramedicine	4	7	6
Pharmacy Technology	7	5	6
Practical Nursing	40	28	33
Radiologic Technology (No longer offering diploma)	0	0	0
Surgical Technology	4	0	0
Welding and Joining Technology	9	4	19
TECHNICAL CERTIFICATES OF CREDIT (TCC)	2013-14 AY14	2014-15 AY15	2015-16 AY16
Administrative Support Assistant	36	23	18
Advanced Emergency Medical Technician	7	5	7
Advanced Shielded Metal Arc Welder	14	8	9
Air Conditioning Technician Assistant	2	5	12
Auto Electrical/Electronic Systems Technician	19	16	7
Automotive Chassis Technician Specialist	11	15	4
Automotive Climate Control Technician	7	9	8
Automotive Engine Performance Technician	19	14	4
Automotive Engine Repair Technician	16	7	6
Automotive Transmission/Transaxle Tech Specialist	9	7	6
Basic Electrical Technician	0	0	0
Basic Shielded Metal Arc Welder	24	23	22
CAD Operator Architectural	0	0	0
Certified Nurse Aide	158	0	0
Child Development Associate I (No longer offered)	0	0	0
CDA Preparation TCC	0	0	0
Cisco Network Specialist	4	0	1
Commercial Truck Driving	72	58	67
Commercial Wiring	15	11	6
CompTIA A+ Certified Preparation	16	4	9
Computer Repair Technician	0	0	0
Computerized Accounting Specialist	0	7	10
Early Childhood Care And Education Basics	22	26	16
Electrical Contracting Technician	11	11	7
Electrical Systems Assistant	7	9	17
Emergency Medical Technician	0	5	22
Entrepreneurship	0	1	1
Flux Cored ARC Weld	17	11	12
Forest Technician Assistant	4	5	0
Gas Metal Arc Welder Fabricator	18	14	21
Gas Tungsten Arc Welder	15	9	12
Hair Designer			18
Healthcare Assistant	50	29	61
Healthcare Science	14	13	63
Help Desk Assistant (No longer offered)	0	0	0
Help Desk Specialist	6	5	8
Human Resource Management Specialist	11	4	5
Imaging Science Services Assistant	0	0	0
Introduction to Criminal Justice	19	50	26
Law Enforcement Investigations (No longer offered)	0	0	0
Law Enforcement Technician (No longer offered)	0	0	0
Marketing Specialist	4	0	4
Mammography			2
Management and Leadership Specialist	9	7	3

SECTION V: GRADUATES

TCC (cont)	2013-14 AY14	2014-15 AY15	2015-16 AY16
Medical Administrative Technician	25	38	44
Medical Front Office Assistant	11	6	9
Medical Office Assistant (No longer offered)	0	1	1
Microsoft Excel Application Professional	30	20	22
Microsoft Network Administrator	5	0	4
Microsoft Office Application Professional	16	15	14
Microsoft Word Application Professional	45	24	22
Network Administrator	0	0	0
Nurse Aide	0	85	14
Nurse Aide TCC	0	38	37
Office Accounting Specialist	0	11	10
Payroll Accounting Specialist	9	13	9
Residential Wiring Technician	12	13	14
Shampoo Technician	12	24	23
Supervisor/Management Specialist	5	5	2
Technical Management Specialist	5	0	3
Website Developer	0	1	5
Wildlife Management Assistant	8	9	5
TOTAL	842	922	1065

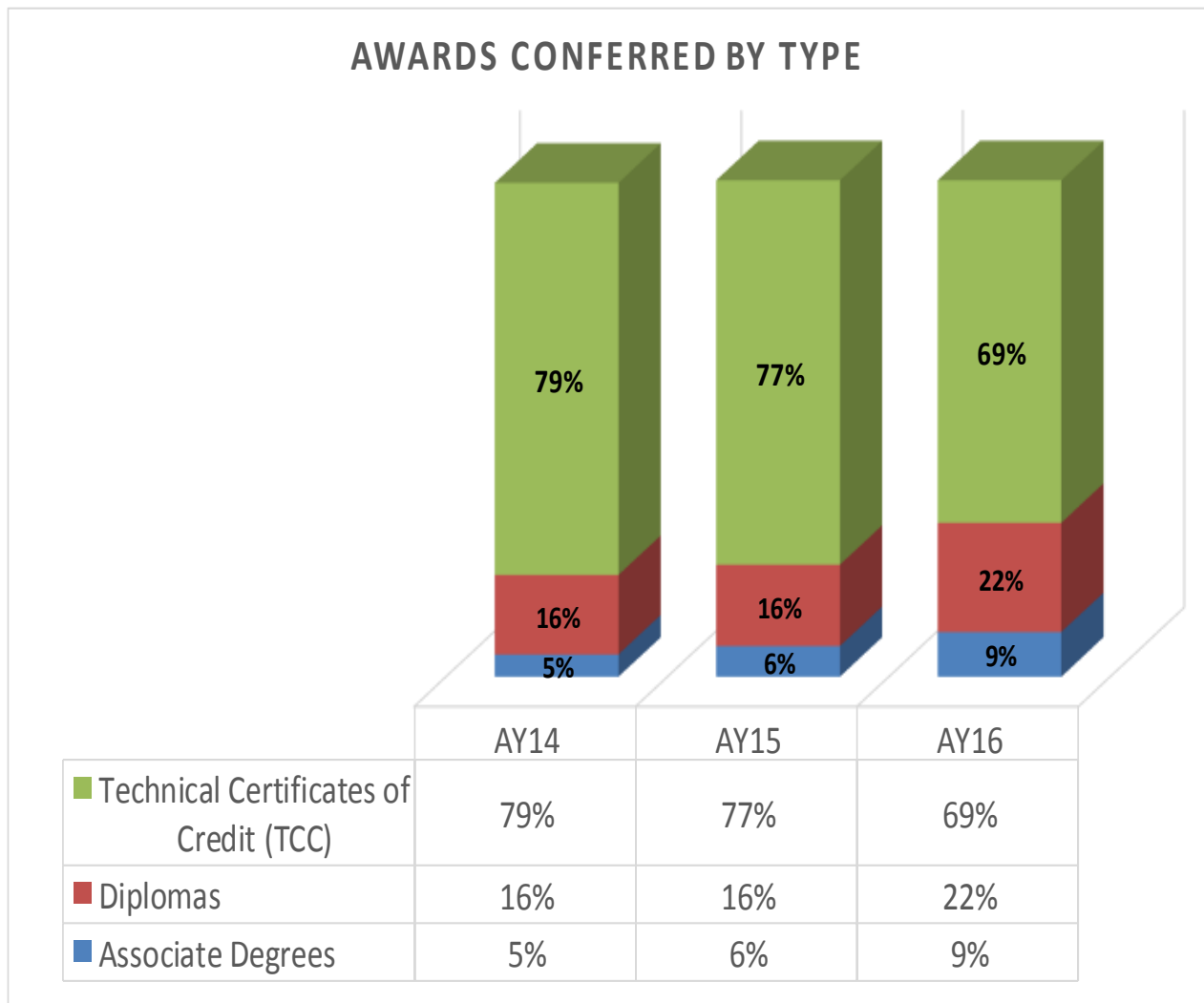
Source: TCSG Data Center Rpt #DC109

SECTION V: GRADUATES

Awards Conferred By Type

	2013-14	2014-15	2015-16
	AY14	AY15	AY16
Associate Degrees	48	57	100
Diplomas	170	151	233
Technical Certificates of Credit (TCC)	837	714	732
TOTAL	1055	922	1065

Source: TCSG Data Center Rpt #DC109



SECTION V: GRADUATES

Unduplicated Graduates & Total Placement Rates

	2013-14	2014-15	2015-16
Employment Status	AY14	AY15	AY16
Employed in Field	191	220	241
Military	0	1	0
Employed in Related Field	15	11	24
Employed in Unrelated Field	27	34	50
Employed in Field & Continued Education	0	2	1
Employed in Related Field & Continued Education	1	3	4
Employed in Unrelated Field & Continued Education	43	43	43
Continued Education	136	116	133
Not Employed	30	17	24
Not Available for Employment	2	8	5
Refused Employment	0	2	2
Status Unknown	253	188	248
Total Awards Conferred (unduplicated)	698	645	775
Placed in Field Rate * (%)	40.04%	49.58%	45.45%
Total Placement Rate ** (%)	93.23%	96.20%	95.38%

Source: TCSG Data Center Report #DC108

* Placed in Field Rate = (Emp in Field + Military + Emp in Rel Field + Emp in Field & Cont Educ + Emp in Rel Field & Cont Educ)/Total Grads - (Emp Unrel Field & Cont Educ + Cont Ed + Not Avail)

** Total Placement Rate = (Emp in Field + Military + Emp in Rel Field + Emp Unrel Field + Emp in Field & Cont Educ + Emp Rel Field & Cont Educ + Emp Unrel Field & Cont Educ + Cont Educ)/(numerator + Not Emp)

SECTION V: GRADUATES

Total Placement Rates by PAS Program Area AY2016

Program (By Major, with Total for each PAS Program Area)	Total Placem ent Rate	Total Award	Empld In Field	Military	Empld in Rel Field	Empld in Unrel Field	Empld In Field & Cont Ed	Empld In Rel Field & Cont Ed	Empld in Unrel Field & Cont Ed	Cont Educ	Not Empld	Unavail for Emplmt	Refused Emplmt	Status Unknown
Accounting (AC02)	100.0%	1	0	0	0	0	0	0	0	1	0	0	0	0
Accounting (AC12)	83.3%	7	3	0	0	0	0	0	0	2	1	0	0	1
Accounting (AC13)	100.0%	4	3	0	0	0	0	0	0	0	0	0	0	1
Computerized Accounting Specialist (CAY1)	88.9%	10	4	0	0	0	0	0	1	3	1	0	0	1
Office Accounting Specialist (OA31)	100.0%	10	3	0	0	0	0	0	2	4	0	0	0	1
Payroll Accounting Specialist (PA61)	100.0%	9	2	0	0	0	0	0	2	4	0	0	0	1
Accounting	94.4%	41	15	0	0	0	0	0	5	14	2	0	0	5
Air Conditioning Technician Assistant (AZ31)	100.0%	12	3	0	1	1	0	0	0	0	0	1	0	6
Air Conditioning Technology (ACT2)	100.0%	6	2	0	1	1	0	0	0	1	0	0	0	1
Air Conditioning Technology	100.0%	18	5	0	2	2	0	0	0	1	0	1	0	7
Auto Electrical/Electronic Systems Technician (AE41)	100.0%	7	2	0	0	0	0	0	2	3	0	0	0	0
Automotive Chassis Technician Specialist (ASG1)	100.0%	4	0	0	0	0	0	0	1	1	0	0	0	2
Automotive Climate Control Technician (AH21)	100.0%	8	3	0	1	0	0	0	1	1	0	0	0	2
Automotive Engine Performance Technician (AE51)	100.0%	4	1	0	0	0	0	0	0	0	0	0	0	3
Automotive Engine Repair Technician (AE61)	100.0%	6	4	0	0	0	0	0	1	1	0	0	0	0
Automotive Technology (AT14)	100.0%	4	3	0	0	0	0	0	0	1	0	0	0	0
Automotive Transmission/Transaxle Tech Specialist (AA71)	100.0%	6	2	0	1	0	0	0	1	1	0	0	0	1
Automotive Technology	100.0%	39	15	0	2	0	0	0	6	8	0	0	0	8
Administrative Support Assistant (AS21)	100.0%	18	7	0	0	0	0	0	2	8	0	0	0	1
Business Administrative Technology (BAT3)	N/A	1	0	0	0	0	0	0	0	0	0	0	0	1
Business Technology (BA22)	95.0%	22	10	0	2	0	0	0	2	5	1	0	0	2
Business Technology (BA23)	100.0%	10	7	0	0	0	0	0	0	1	0	0	0	2
*Medical Administrative Technician (MA41)	97.5%	44	8	0	3	5	0	2	7	14	1	0	0	4
Medical Front Office Assistant (MF21)	87.5%	9	4	0	0	0	0	0	0	3	1	0	0	1

SECTION V: GRADUATES

Medical Office Assistant (5DE1)	100.0%	1	0	0	1	0	0	0	0	0	0	0	0	0
Microsoft Excel Application Professional (ME51)	100.0%	22	9	0	0	0	0	0	3	8	0	0	0	2
Microsoft Office Application Professional (MF41)	100.0%	14	11	0	1	0	0	0	0	1	0	0	0	1
Microsoft Word Application Professional (MWA1)	100.0%	22	6	0	0	0	0	0	4	11	0	0	0	1
Business and Office Technology	98.0%	163	62	0	7	5	0	2	18	51	3	0	0	15
Commercial Truck Driving (CT61)	82.7%	67	35	1	0	7	0	0	0	0	9	0	0	15
Commercial Truck Driving	82.7%	67	33	1	0	7	0	0	0	0	9	0	0	15
Program (By Major, with Total for each PAS Program Area)	Total Placem ent Rate	Total Award	Empld In Field	Military	Empld in Rel Field	Field	Empld in Field & Cont Ed	Empld in Field & Cont Ed	Empld in Unrel Field & Cont Ed	Cont Educ	Not Empld	Unavail for Emplmt	Refused Emplmt	Status Unknown
Cisco Network Specialist (CN71)	100.0%	1	0	0	0	0	0	0	0	1	0	0	0	0
CompTIA A+ Certified Preparation (CA61)	100.0%	9	1	0	0	1	0	0	0	7	0	0	0	0
Computer Support Specialist (CS14)	100.0%	3	0	0	0	1	0	0	0	2	0	0	0	0
*Computer Support Specialist (CS23)	100.0%	4	2	0	0	1	0	0	0	1	0	0	0	0
Help Desk Specialist (HD41)	100.0%	8	2	0	0	2	0	0	0	4	0	0	0	0
Microsoft Network Administrator (MS11)	100.0%	4	2	0	0	2	0	0	0	0	0	0	0	0
Networking Specialist (NS13)	100.0%	4	3	0	0	1	0	0	0	0	0	0	0	0
Networking Specialist (NS14)	100.0%	3	2	0	0	1	0	0	1	0	0	0	0	0
Web Site Design/Development (IS53)	100.0%	4	1	0	0	1	0	0	0	1	0	0	1	0
Web Site Design/Development (IS64)	N/A	1	0	0	0	0	0	0	0	0	0	0	0	1
Web Site Developer (ISE1)	100.0%	5	1	0	0	0	0	0	0	1	0	0	1	2
Computer Information Systems	100.0%	46	14	0	0	10	0	0	0	17	0	0	2	3
Cosmetology (CO12)	100.0%	18	12	0	0	1	0	0	1	2	0	2	0	0
Hair Designer (HD21)	100.0%	18	10	0	1	0	0	0	2	3	0	1	0	1
Shampoo Technician (ST11)	100.0%	23	3	0	1	0	0	0	3	15	0	0	0	1
Cosmetology	100.0%	59	25	0	2	1	0	0	6	20	0	3	0	2
*Criminal Justice Technology (CJT2)	100.0%	20	1	0	0	4	0	0	3	7	0	0	0	5
Criminal Justice Technology (CJT3)	83.3%	7	2	0	0	1	0	0	1	1	1	0	0	1
Introduction to Criminal Justice (IT51)	100.0%	26	2	0	0	1	0	0	2	6	0	0	0	15
Criminal Justice	96.9%	53	5	0	0	6	0	0	6	14	1	0	0	21
Dental Hygiene (DH13)	100.0%	4	3	0	0	0	0	0	0	0	0	0	1	0
Dental Hygiene	100.0%	4	3	0	0	0	0	0	0	0	0	0	1	0
Early Childhood Care and Education Basics	100.0%	16	4	0	0	0	0	0	3	6	0	0	0	3

SECTION V: GRADUATES

(EC31)														
Early Childhood Care and Education (EC13)	100.0%	7	4	0	0	0	0	0	0	0	0	0	0	3
Early Childhood Care/Education (ECC2)	100.0%	12	9	0	0	1	0	0	0	0	0	0	0	2
Early Childhood Care and Education	100.0%	35	17	0	0	1	0	0	3	6	0	0	0	8
Commercial Wiring (CW31)	100.0%	6	4	0	0	0	0	0	0	1	0	0	0	1
Electrical Construction Technology (EC12)	88.9%	10	2	0	2	1	0	0	3	0	1	0	0	1
Electrical Contracting Technician (ECL1)	100.0%	7	2	0	1	0	0	0	1	2	0	0	0	1
Electrical Systems Assistant (ESA1)	100.0%	17	5	0	4	0	1	0	2	3	0	0	0	2
Electrical Systems Technology (ES12)	100.0%	3	2	0	0	0	0	0	0	0	0	0	0	1
Industrial Electrical Technology (IET2)	100.0%	4	1	0	0	0	0	0	2	0	0	0	0	1
Residential Wiring Technician (RW61)	100.0%	14	3	0	1	0	1	1	3	2	0	0	0	3
Electrical Construction and Maintenance	98.0%	61	19	0	8	1	2	1	11	8	1	0	0	10
Electronics Fundamentals (EF12)	100.0%													
Electronics Technology (ET13)	87.5%	7	6	0	0	0	0	0	0	1	0	0	0	0
Electronics and Telecommunications	90.9%	11	6	0	0	2	0	0	0	1	0	0	0	2
Program (By Major, with Total for each PAS Program Area)	Total Placem ent Rate	Total Award	Empld In Field	Military	Empld in Rel Field	Empld in Unrel Field	Empld In Field & Cont Ed	Empld In Rel Field & Cont Ed	Empld in Unrel Field & Cont Ed	Cont Educ	Not Empld	Unavail for Emplmt	Refused Emplmt	Status Unknown
Fish and Wildlife Management (GAF2)	100.0%	7	2	0	0	1	0	0	0	2	0	0	0	2
Forest Technology (FT12)	100.0%	2	1	0	0	1	0	0	0	0	0	0	0	0
Forest Technology (FT13)	100.0%	3	2	0	0	1	0	0	0	0	0	0	0	0
Wildlife Management Assistant (WP11)	100.0%	5	1	0	0	0	0	0	0	2	0	0	0	2
Forestry Technology	100.0%	17	6	0	0	3	0	0	0	4	0	0	0	4
Health Care Assistant (HA21)	95.3%	58	15	0	3	8	0	0	3	12	2	0	0	15
Health Care Science (HS21)	100.0%	63	13	0	5	1	0	0	2	22	0	0	1	19
HealthCare Assistant (5CJ1)	N/A	3	0	0	0	0	0	0	0	0	0	0	0	3
Health Care Assistant	97.7%	124	28	0	8	9	0	0	5	34	2	0	1	37
Business Management (MD12)	100.0%	5	2	0	0	1	0	0	0	0	0	0	0	2
Business Management (MD13)	100.0%	3	3	0	0	0	0	0	0	0	0	0	0	0
Human Resource Management Specialist (HRM1)	100.0%	5	2	0	0	1	0	0	0	0	0	0	0	2
Management and Leadership Specialist (MAL1)	100.0%	3	2	0	0	0	0	0	0	0	0	0	0	1
Supervisor/Management Specialist (SS31)	100.0%	2	1	0	0	0	0	0	0	0	0	0	0	1
Technical Management Specialist (TMS1)	100.0%	3	3	0	0	0	0	0	0	0	0	0	0	0

SECTION V: GRADUATES

Management-Supervisory Development	100.0%	21	1 3	0	0	2	0	0	0	0	0	0	0	6
Entrepreneurship (EN11)	100.0%	1	1	0	0	0	0	0	0	0	0	0	0	0
Marketing Management (MM12)	100.0%	3	2	0	0	0	0	0	0	0	0	0	0	1
Marketing Management (MM13)	100.0%	2	1	0	0	0	0	0	0	0	0	0	0	1
Marketing Management (MS21)	100.0%	4	2	0	0	0	0	0	0	2	0	0	0	0
Marketing Management	100.0%	10	6	0	0	0	0	0	0	2	0	0	0	2
Medical Assisting (MA22)	88.9%	28	1 7	0	2	3	0	1	0	1	3	0	0	1
Medical Assisting	88.9%	28	1 7	0	2	3	0	1	0	1	3	0	0	1
Clinical Laboratory Technology (CLT3)	100.0%	4	4	0	0	0	0	0	0	0	0	0	0	0
Medical Laboratory Technology	100.0%	4	4	0	0	0	0	0	0	0	0	0	0	0
Nursing (NA73)	94.7%	20	1 8	0	0	0	0	0	0	0	1	1	0	0
Nursing	94.7%	20	1 8	0	0	0	0	0	0	0	1	1	0	0
Advanced Emergency Medical Technician (EMH1)	100.0%	7	3	0	0	2	0	0	0	1	0	0	0	1
Emergency Medical Technician (EMJ1)	100.0%	22	5	0	1	3	0	0	0	2	0	0	0	1 1
EMS Professions (EP12)	100.0%	6	3	0	0	2	0	0	0	1	0	0	0	0
Paramedicine (PT12)	100.0%	6	6	0	0	0	0	0	0	0	0	0	0	0
Paramedic Technology	100.0%	41	1 7	0	1	7	0	0	0	4	0	0	0	1 2
Pharmacy Technology (PT22)	100.0%	6	3	0	0	0	0	0	0	1	0	0	0	2
Pharmacy Technology	100.0%	6	3	0	0	0	0	0	0	1	0	0	0	2
Nurse Aide (CN21)	100.0%	14	5	0	0	0	0	0	0	1	0	1	0	7
Nurse Aid TCC (NAT1)	95.2%	37	4	0	1	3	0	0	4	8	1	0	0	1 6
Practical Nursing (PN12)	100.0%	33	2 5	0	0	1	0	0	0	3	0	0	0	4
Practical Nursing and Related Programs	98.2%	84	3 4	0	1	4	0	0	4	1 2	1	1	0	2 7
Mammography (MA11)	100.0%	2	1	0	0	0	0	0	0	0	0	0	0	1
Radiologic Technology (RT23)	100.0%	12	5	0	4	1	0	0	0	1	0	0	1	0
Radiologic Technology	100.0%	14	6	0	4	1	0	0	0	1	0	0	1	1 4
Advanced Shielded Metal Arc Welder (OSM1)	100.0%	9	3	0	2	0	0	0	1	3	0	0	0	0
Basic Shielded Metal Arc Welder (FS31)	100.0%	22	5	0	0	2	0	0	1	6	0	0	0	8
Flux Cored ARC Welder (FC61)	100.0%	12	3	0	1	2	0	0	0	6	0	0	0	0
Gas Metal Arc Welder (GM31)	100.0%	21	4	0	0	2	0	0	0	7	0	0	0	8

SECTION V: GRADUATES

Gas Tungsten Arc Welder (GTA1)	100.0%	12	3	0	1	2	0	0	1	5	0	0	0	0
Welding and Joining Technology (WAJ2)	100.0%	19	1 0	0	1	2	0	0	2	4	0	0	0	0
Welding and Joining Technology	100.0%	95	2 8	0	5	1 0	0	0	5	3 1	0	0	0	1 6

Source: TCSG Data Center Report #DC112
 *Programs with Placement <90%

SECTION VI

FINANCIAL AID

Amount of Financial Aid Awards

	2013-14 (AY14)		2014-15 (AY15)		2015-16(AY16)	
	Total Undupl. Recipients	Total Award Amount	Total Undupl. Recipients	Total Award Amount	Total Undupl. Recipients	Total Award Amount
State Aid						
HOPE Diploma Tuition						
HOPE Diploma Fees						
HOPE Total			1,436	\$1,164,930	1,769	\$1,034,614
Zell Miller Grant			274	\$397,528	396	\$446,615
Total Awards	2,131	\$1,490,041.98	1,710	\$1,562,458	2165	\$1,481,229
HOPE Degree Tuition						
HOPE Degree Fees						
HOPE Total	70	\$74,646.01	92	\$105,885	110	\$98,155
Zell Miller Scholarship	2	\$1,360	2	\$3,649	4	\$7,298
Total Awards	72	\$76,006.01	94	\$109,534	114	\$105,453
Strategic Industries Workforce Development Grant	142	\$88,195.87	290	\$189,625	371	\$209,000
Strategic Industries Workforce Development Grant (Truck Driving)	110	\$106,917.83	90	\$91,000	97	\$92,000
Total Awards		\$195,113.70	380	\$280,625	468	\$301,000
ACCEL Tuition						
ACCEL Fees						
ACCEL Books						
Total Awards	54	\$56,015	95	\$81,168	342	\$454,246
GED Awards	46	\$23,000	14	\$7,000	9	\$4,500
Title IV Awards						
Federal PELL Grant	1,560	\$2,992,852.70	1,477	\$3,029,707.71	1,444	\$2,876,026.58
Federal FSEOG Grant	325	\$69,613	267	\$70,133	215	\$67,577
Federal Work-Study	31	\$78,132.02	27	\$70,487.56	27	\$63,048.51
Total Awards	1,916	\$3,140,597.72	1,771	\$3,170,328	1686	\$3,006,651
Loans						
Subsidized Loans	0	0	0	0	0	0
Unsubsidized Loans	0	0	0	0	0	0
GSFC Student Access Loans		\$201,161	268	\$833,166.03	111	\$225,043
Private Loans						
Fifth Third Bank	4	\$15,244	0	0	0	0
Sallie Mae	26	\$136,717	37	\$205,334	35	\$142,404
Wells Fargo	7	\$43,713	3	\$27,875	7	\$45,259
Total Loans		\$396,835		\$233,209		\$187,663
Total Awards for Year		\$5,377,609.41		\$6,277,488.03		\$5,765,786.09

Source: STC Director of Financial Aid

SECTION VII

FACULTY AND STAFF

SECTION VII: FACULTY AND STAFF

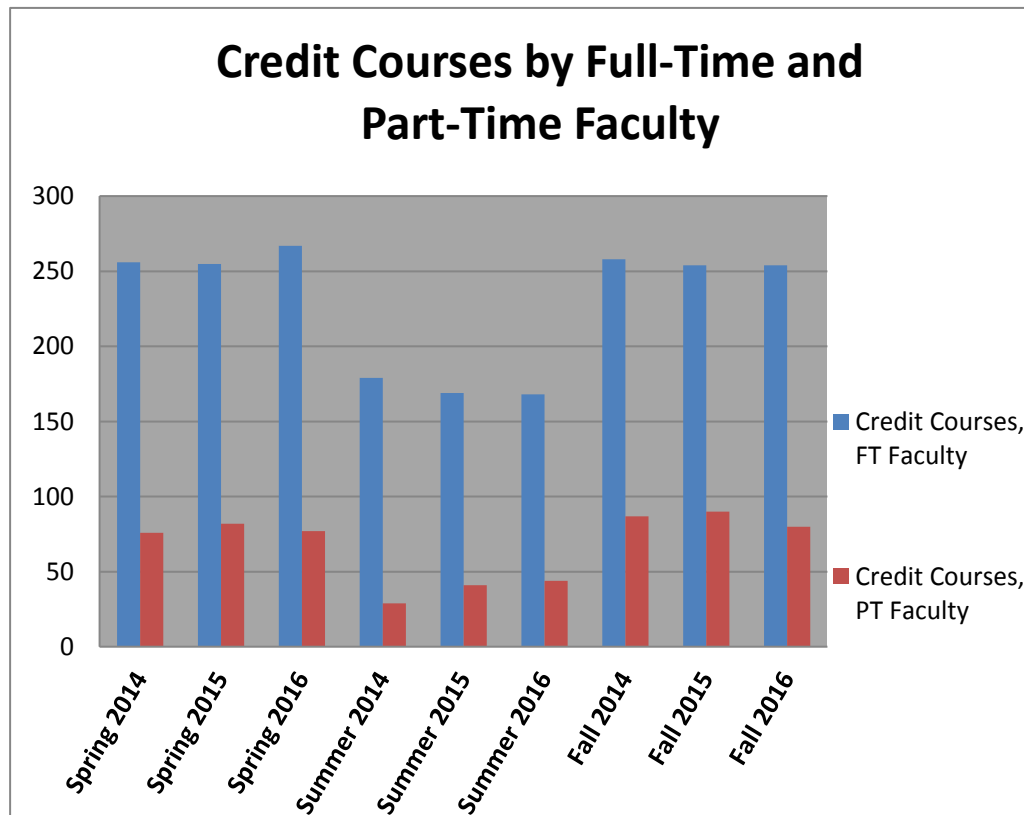
Credit Courses Taught by Full-Time and Part-Time Faculty

	Spring 2014	Summer 2014	Fall 2014	Spring 2015	Summer 2015	Fall 2015	Spring 2016	Summer 2016	Fall 2016
# of Full-Time Faculty	59	57	57	59	57	58	58	53	57
# of Part-Time Faculty	38	19	42	39	26	40	37	24	31
	Spring 2014	Summer 2014	Fall 2014	Spring 2015	Summer 2015	Fall 2015	Spring 2016	Summer 2016	Fall 2016
Credit Courses, FT Faculty	256	179	258	255	169	254	267	168	254
Credit Courses, PT Faculty	76	29	87	82	41	90	77	44	80
Total # of Credit Courses	332	208	345	337	210	344	344	212	334
% Taught by FT Faculty	77%	86%	75%	76%	80%	74%	78%	79%	76%
% Taught by PT Faculty	23%	14%	25%	24%	20%	26%	22%	21%	24%

Source: SQL Rpt FacultyInfoForFactBook2.brw and ScheduleByInstructor

SECTION VII: FACULTY AND STAFF

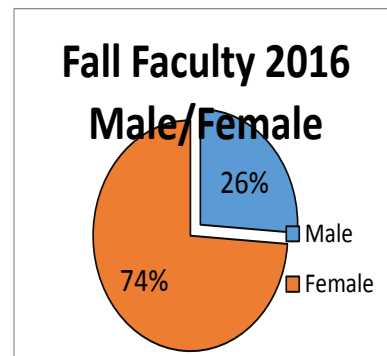
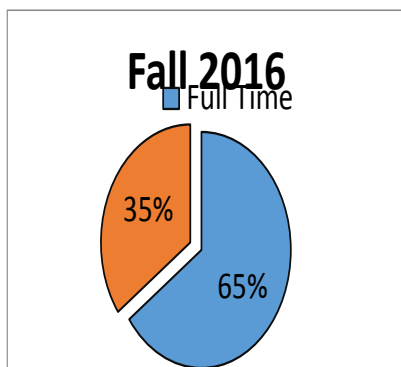
	Spring 2014	Summer 2014	Fall 2014	Spring 2015	Summer 2015	Fall 2015	Spring 2016	Summer 2016	Fall 2016
# of Full-Time Faculty	59	57	57	59	57	58	58	53	57
# of Part-Time Faculty	38	19	42	39	26	40	37	24	31
	Spring 2014	Summer 2014	Fall 2014	Spring 2015	Summer 2015	Fall 2015	Spring 2016	Summer 2016	Fall 2016
Credit Courses, FT Faculty	256	179	258	255	169	254	267	168	254
Credit Courses, PT Faculty	76	29	87	82	41	90	77	44	80
Total # of Credit Courses	332	208	345	337	210	344	344	212	334
% Taught by FT Faculty	77%	86%	75%	76%	80%	74%	78%	79%	76%
% Taught by PT Faculty	23%	14%	25%	24%	20%	26%	22%	21%	24%



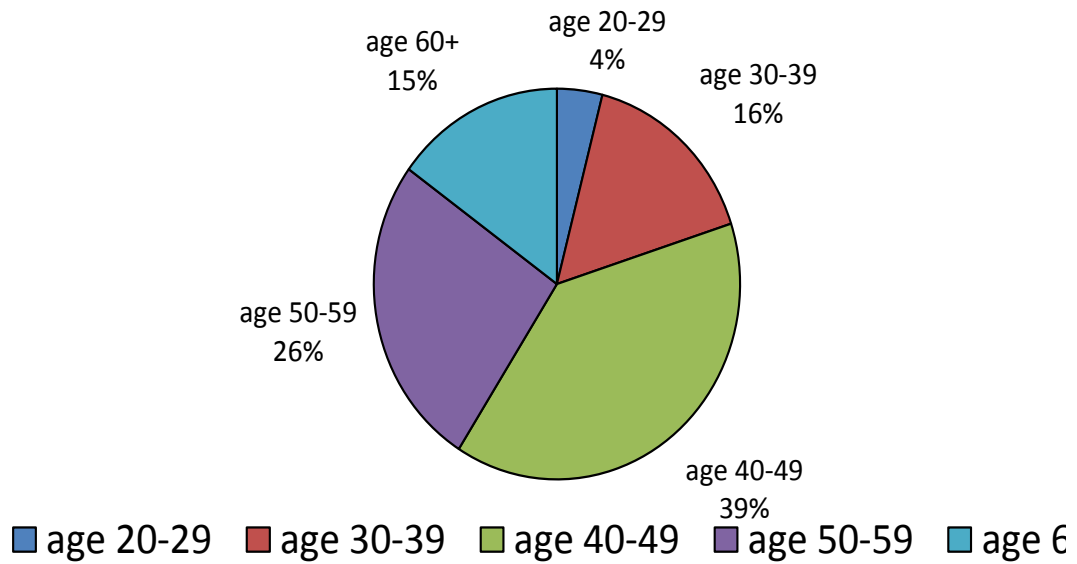
Faculty Demographics Fall 2016

		Full-Time	Part-Time	Total
Gender	Male	16	7	23
	Female	41	24	65
Ethnicity	Black	3	4	7
	White	53	27	80
	Other	1	0	1
Highest Earned Degree	Doctorate	1	2	3
	Specialist	3	3	6
	Masters	33	15	48
	Baccalaureate	9	1	10
	Associate	4	3	7
	Diploma	7	7	14
	Technical Certificate	0	0	0
	Work Experience	0	0	0
Age	20-29	0	4	4
	30-39	4	10	14
	40-49	28	6	34
	50-59	18	5	23
	60+	7	6	13

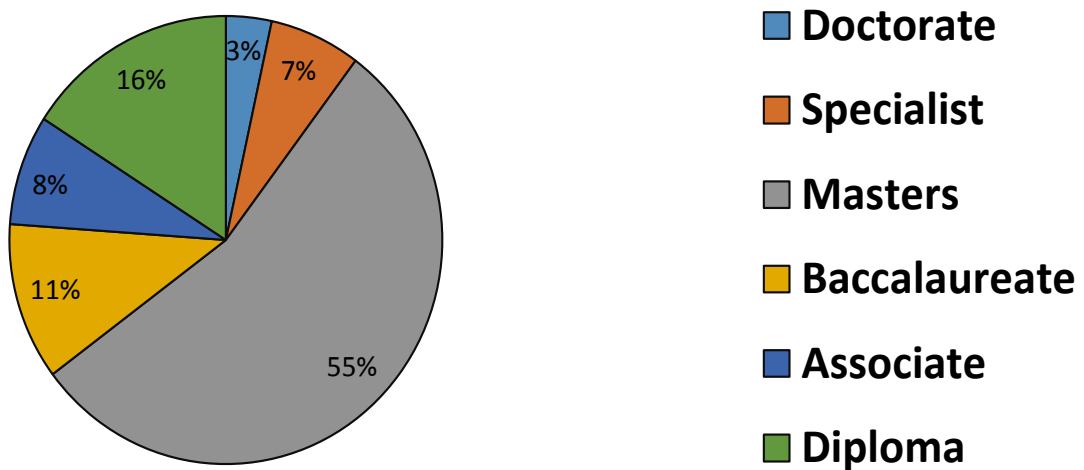
Source: SQL Rpt FacultyInfoForFactBook2.brw



Fall 2016 Faculty Age



Fall 2016 - Faculty Highest Earned Degree



SECTION VIII

LIBRARY RESOURCES

SECTION VIII: LIBRARY RESOURCES

Services

Reference questions

Ask A Librarian Form Usage			
	AY2014	AY2015	AY2016
General Question	7	14	0
GALILEO	3	0	0
Net Library	0	0	0
Total	10	14	0
Reference Questions	306	298	0

Interlibrary Loans			
ILL			
	AY2014	AY2015	AY2016
Borrowing	94	45	28
Lending	113	85	86
Total	207	130	114

Bibliographic Instruction Summary						
	AY 14		AY 15		AY16	
	Sessions	Attendees	Sessions	Attendees	Sessions	Attendees
Summer	8	150	3	98	4	81
Fall	14	403	9	420	6	275
Spring	10	265	4	144	3	121
Totals	32	818	16	662	13	447

Website Visits				
FY Year	Page Loads	Unique Visits	First Time Visits	Returning Visits
* 2014	9,667	4,234	2,405	1,829
2015	22,027	14,123	6,697	3,992
2016	16,854	8,802	5,628	3,174

- Page Load-The number of times your page has been visited.
- Unique Visits-Based purely on a cookie, this is the total of the returning visits and first-time visits-all your visitors.
- Returning Visits-Based purely on a cookie, if this person is returning to your website for another visit an hour or more later.
- First Time Visits-Based purely on a cookie, if this person has no cookie then this is considered their first time at your website.
- *Tracking software was not loaded until after the start of the Fall Semester.

SECTION VIII: LIBRARY RESOURCES

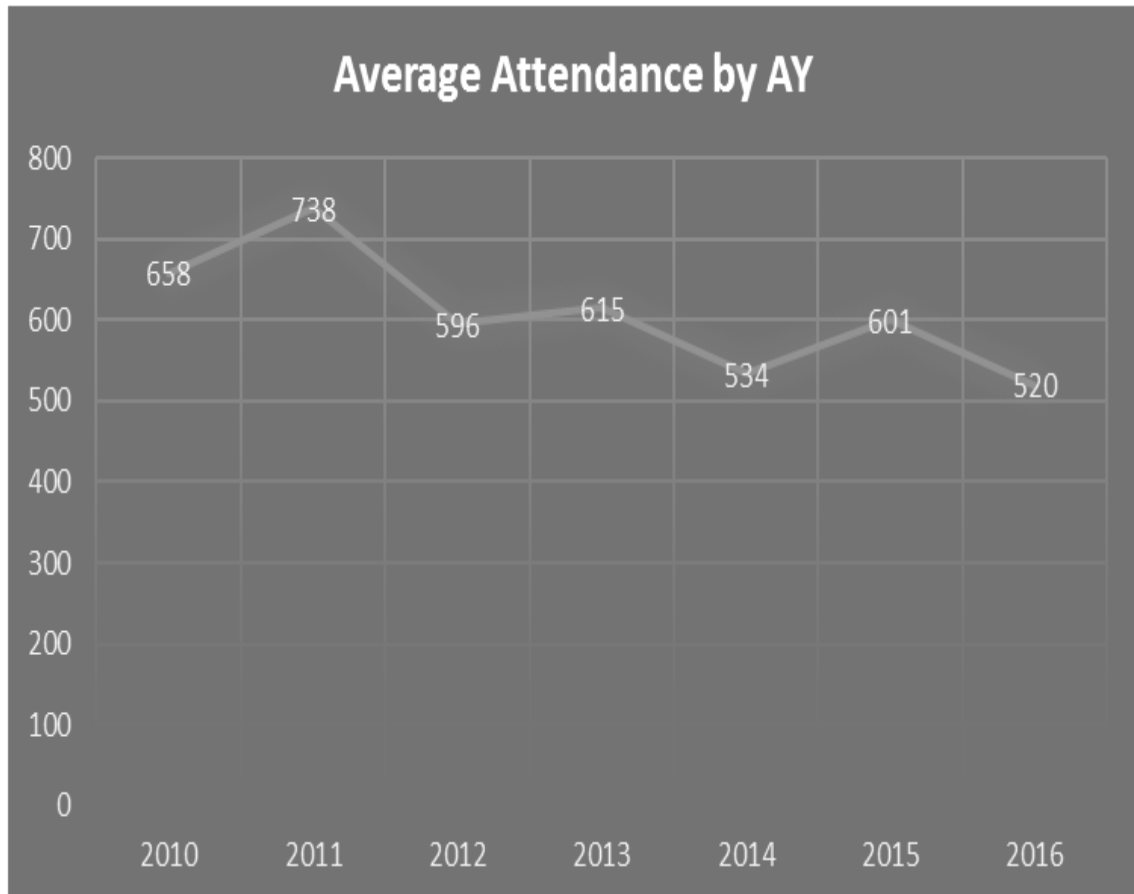
Circulation			
	FY14	FY15	FY16
Check outs	1,836	1,175	1,269
In-house use	0	1	0
Check ins	1,662	1,317	1,080
Renewals	280	168	400
Total	3,778	2,661	2,749

GALILEO usage, with comparison to four other TCSG colleges							
School	Enrollment AY16FTE	Searches	Full Text	Citations	Database Sessions	Links	GALILEO Sessions
STC	1,176	24,760	9,186	10,189	5,502	2,337	118,850
Coastal Pines	1,590	217,684	41,258	24,131	12,296	15,976	178,485
Oconee Fall Line	1,100	13,474	14,187	6,776	3,967	3,632	138,559
Ogeechee	1,663	24,808	12,213	12,848	4,583	4,768	235,710
South GA	1,436	18,665	6,901	4,970	1,827	1,638	30,381

Databases made available through GALILEO, paid for locally.

- Cumulative Index to Nursing and Allied Health Literature (CINAHL)
- Encyclopedia Britannica
- Gale Encyclopedia of Alternative Medicine, 2nd ed.
- Gale Encyclopedia of Espionage, Intelligence and Security
- Gale Encyclopedia of Surgery, a Guide for Caregivers and Patients
- Magill's Medical Guide
- E-book Academic Collection by Ebsco
- Mometrix
- Salem Press

ACCESS
AY16 Library Attendance, Vidalia and Swainsboro
Average Total Attendance



SECTION IX

**CONTINUING EDUCATION
and
ECONOMIC DEVELOPMENT**

SECTION X: COLLEGE SCORECARD**Adult Education**

	AY 2014	AY 2015	AY2016
Students Served	1389	1024	1017
Contact Hours	80,184	67,015	67,331
Level Completions	618	494	519
GEDs Awarded	472	123	452

Adult Education Enrollment by County

County	AY 2014	AY 2015	AY2016
Candler	103	92	64
Emanuel	430	221	246
Jenkins	128	93	116
Johnson	84	62	99
Montgomery	36	21	32
Tattnall	131	188	103
Toombs	237	206	201
Treutlen	239	141	156
Total	1388	1024	1017

ESL Enrollment by County

County	AY 2014	AY 2015	AY2016
Candler	5	0	0
Emanuel	7	0	0
Jenkins	2	0	0
Johnson	1	0	0
Montgomery	0	0	0
Tattnall	17	0	0
Toombs	27	0	0
Treutlen	3	0	0
Total	62	0	0

ESL Contact Hours by County

County	AY 2014	AY 2015	AY2016
Candler	341	0	0
Emanuel	123	0	0
Jenkins	367	0	0
Johnson	24	0	0
Montgomery	0	0	0
Tattnall	838	0	0
Toombs	875	0	0
Treutlen	126	0	0
Total	2694	0	0

Source: Ex. Dir. of Adult Education

SECTION X: COLLEGE SCORECARD
Economic Development Services Data

Enrollment (People Served)

Department	AY 2014	AY2015	AY2016
Continuing Ed	420	365	803
Conferencing	3,241	3083	2845
Workforce Training	17035	15,231	16,391
Total	20,696	18,679	20,039

Revenue (\$)

Department	AY 2014	AY2015	AY2016
Continuing Ed	20,823	17,907	60,507
Conferencing	19,020	16,537	15,251
Workforce Training	230,446	208,973	205,274
Total	270,289	243,417	281,032

Source: VPEDP

**Quick Start
Companies Served AY 16**

MI Metals	HotSet
Onshore Outsourcing	Crider Foods

Contract Training

SECTION X: COLLEGE SCORECARD**Companies Served AY 16**

Georgia Correctional Industries	Rogers State Prison
Crider Foods	Tumi Luggage
Mayo Clinic	Local Banks
Plant Hatch	Various Small Businesses
Chicken of the Sea	Nordson
Candler EMS	Husqvarna
Concerted Services	Emanuel Medical Center
Ogeechee Steel	Wheeler Correctional
Vidalia Auto Salvage	Glennville Christian Academy
Trane	Kiddie Kastle
Area Food Services	Rescue Training
Summer's Landing	Satilla Hospice
US Pet	Candler County EMS
Local Logging Businesses	Altamaha Home Care
Electrical Contractors	Appling Health Care
Heritage Homestead	Vidalia Dental
Rotary Corporation	Baptist Village
Bethany Home	Atlantic Homeaid
Advanced Metal Components	Candler County Hospital
Dot Foods	Georgia Connections Academy
Savannah Luggage	Georgia Cyber Academy
East Georgia Health Care	Tumi Luggage
Georgia State Prison	Social Security Administration
Meadows Regional Medical Center	Georgia Academy of Economic Development
Cindy's Day Care	Toombs-Montgomery Chamber
Meridy's Uniforms	Toombs County Development Authority
Rayonier	DFACS
Oxford	SECCA
Pineland Telephone	Tattnall Chamber of Commerce
Sizemore Staffing	Vidalia Ford
Emanuel County Government	

Small Business Assistance Services

Service	AY 2014	AY 2015	AY 2016
Business Startup Kits Distributed	24	23	16
Small Business Contacts	60	56	48
Business Starts	11	8	8

SECTION X

COLLEGE SCORECARD

SECTION X: COLLEGE SCORECARD

Southeastern Technical College 2015 and 2016 Performance Goals & Benchmarks



Are We Hitting Our Mark?

Colleges set only the benchmarks indicated with a box in the last column.

The CCG goal each year is a 4.7% increase over the previous year, based on TCSG's system target of 79,531 additional graduates from 2009 to 2020.

Technical Education and Economic Development goals are set by each college.

Adult Education uses the RFA committed NRS Enrollment starting with 2016 (for 2015 and prior it was set by each college), and the state negotiated goals between TCSG and USDOE for the other Adult Ed metrics.

Complete College Georgia (CCG) - Degree Production Goal

	2015 Goal	2015 Actual		2016 Goal	2016 Actual	2017 Goal
CCG Graduates 2020	577	505	⊗	604	655	⊗

CCG Graduates are a subset of the college's total graduates. It is an unduplicated count of graduates who are not in high school and received an award that is a TCC less than one year leading to an industry certification or licensure, a TCC more than one year, a Diploma or an Associate Degree.

The CCG actual graduate numbers are final.

Complete College Georgia (CCG) - Degree Production Goal

	2015 Goal	2015 Actual		2016 Goal	2016 Actual	2017 Goal
CCG Graduates 2025	503	505	⊗	516	655	⊗

CCG Graduates are a subset of the college's total graduates. It is an unduplicated count of graduates who are not in high school and received an award that is a TCC less than one year leading to an industry certification or licensure, a TCC more than one year, a Diploma or an Associate Degree.

The CCG actual graduate numbers are final.

TECHNICAL EDUCATION

	2015 Goal	2015 Actual		2016 Goal	2016 Actual	2017 Goal
Retention Rate	60.0%	67.8% 227 / 335	⊗	65.0%	68.1% 233 / 342	⊗
Graduation Rate	60.0%	75.3% 1,204 / 1,600	⊗	65.0%	77.1% 1,266 / 1,642	⊗
FTE	1,200	1,146	⊗	1,200	1,176	⊗
High School Enrollment	225	298	⊗	250	341	⊗

The TECHNICAL EDUCATION actual data is final.

SECTION X: COLLEGE SCORECARD

ECONOMIC DEVELOPMENT

Colleges set only the benchmarks indicated with a box in the last column.

	<u>2015 Goal</u>	<u>2015 Actual</u>		<u>2016 Goal</u>	<u>2016 Actual</u>		<u>2017 Goal</u>
Customized Contract Training: Companies Trained	70	55	⊗	65	81	✓	93
Customized Contract Training: Trainee Contact Hours	39,000	47,417	✓	42,000	49,663	✓	57,113

The ECONOMIC DEVELOPMENT actual data is final.

SECTION X: COLLEGE SCORECARD

Colleges set only the benchmarks indicated with a box in the last column.

ADULT EDUCATION

	2015 Goal	2015 Actual		2016 Goal	2016 Actual		2017 Goal
NRS Enrollment in ABE/ASE/ESL	1,250	972	⊗	1,400	992	⊗	1,100
Completions by Educational Functioning Level:							
ABE1	54.0%	55.3% 21 / 38	✓	58.0%	60.0% 30 / 50	✓	57.0%
ABE2	52.0%	50.0% 102 / 204	⊗	53.0%	53.0% 98 / 185	✓	54.0%
ABE3	52.0%	53.5% 159 / 297	✓	53.0%	53.0% 157 / 296	✓	51.0%
ABE4	45.0%	47.8% 153 / 320	✓	47.0%	49.9% 167 / 335	✓	47.0%
ASE1	47.0%	56.6% 47 / 83	✓	52.0%	53.7% 44 / 82	✓	56.0%
ASE2	NA	40.0% 12 / 30		NA	54.5% 24 / 44		NA
ESL1	50.0%			52.0%	0 / 0		52.0%
ESL2	54.0%			56.0%	0 / 0		58.0%
ESL3	54.0%			57.0%	0 / 0		60.0%
ESL4	50.0%			57.0%	0 / 0		57.0%
ESL5	43.0%			50.0%	0 / 0		50.0%
ESL6	44.0%			50.0%	0 / 0		53.0%
Total ABE/ASE/ESL	NA	50.8% 494 / 972		NA	52.4% 520 / 992		NA
Obtained a GED	73.0%	67.2% 39 / 58	⊗	85.0%	90.6% 87 / 96	✓	85.0%
Entered Postsecondary	25.0%	34.3% 23 / 67	✓	28.0%	36.9% 45 / 122	✓	28.0%
Entered Employment	39.0%	38.8% 127 / 327	⊗	42.0%	43.5% 127 / 292	✓	42.0%

The ADULT EDUCATION actual data is final.