

# 2017 Fact Book



## SWAINSBORO CAMPUS

346 Kite Road  
Swainsboro, GA 30401  
(478) 289-2200

## VIDALIA CAMPUS

3001 E. First Street  
Vidalia, GA 30474  
(912) 538-3100

**Southeastern  
TECHNICAL COLLEGE**

*A Unit of the Technical College System of Georgia*

[www.southeasterntech.edu](http://www.southeasterntech.edu)

## Table of Contents

SECTION I GENERAL INFORMATION .....	4
Introduction.....	5
Mission Statement .....	6
Vision .....	6
Southeastern Technical College Values: .....	6
Service Delivery Area and Campus Locations.....	7
Service Area and Campus Locations.....	8
Institutional Goals .....	11
History .....	12
Accreditation/Certification/Licensure/Approval .....	15
SECTION II ENROLLMENT .....	18
Credit Enrollment (Unduplicated).....	19
Gender.....	20
Full-Time and Part-Time .....	21
Race/Ethnic Origin.....	22
Student Age Distribution .....	27
Student to Faculty Ratio .....	28
SECTION III PROGRAM ENROLLMENT .....	29
Program Enrollment.....	30
SECTION IV PROGRAM LICENSURE .....	33
Program Licensure Pass Rates .....	34
SECTION V GRADUATES.....	35
Awards Conferred By Program .....	36
Awards Conferred By Type.....	39
Unduplicated Graduates & Total Placement Rates.....	40
SECTION VI FINANCIAL AID .....	45
Amount of Financial Aid Awards.....	46
SECTION VII FACULTY AND STAFF.....	47
Credit Courses Taught by Full-Time and Part-Time Faculty.....	48
Faculty Demographics.....	50

Fall 2017 .....	50
SECTION VIII LIBRARY RESOURCES .....	52
ACCESS.....	55
SECTION IX CONTINUING EDUCATION AND ECONOMIC DEVELOPMENT .....	56
Adult Education .....	57
Adult Education Enrollment by County .....	57
Economic Development Services Data.....	58
Quick Start.....	58
Contract Training .....	59
Small Business Assistance Services .....	59
SECTION X COLLEGE SCORECARD .....	60
Benchmark Summary.....	61

# **SECTION I**

## **GENERAL INFORMATION**

## Introduction

The Institutional Effectiveness Division is pleased to present the **2017 Southeastern Technical College (STC) *Fact Book***.

This book is intended as a single, readily accessible, consistent source of information about Southeastern Technical College. It is a summary of institutional data compiled to capture the 2017 fiscal/academic year. The Fact Book provides pertinent facts and figures valuable to administrators, faculty, students, and the public.

An aspiration of this process is to make available increasingly more useful information on an annual basis. To help in accomplishing this, we welcome your comments and suggestions for the Fact Book.

Lisa C. Adams  
Business and Industry Services Specialist  
[ladams@southeasterntech.edu](mailto:ladams@southeasterntech.edu)

Gail Ware  
Vice President for Institutional Effectiveness  
[gware@southeasterntech.edu](mailto:gware@southeasterntech.edu)

## **Mission Statement**

Southeastern Technical College, a unit of the Technical College System of Georgia, provides an innovative, educational environment for student learning through traditional and distance education delivery methods focused on building a well-educated, globally competitive workforce for Southeastern Georgia.

The College fulfills its mission through:

- associate degree, diploma, and technical certificate of credit programs;
- adult education;
- continuing education; and
- customized training and services.

## **Vision**

Southeastern Technical College will be recognized as an educational leader in Southeastern Georgia. The College will deliver quality, student-centered, and accessible postsecondary education and training. The College will empower students for success, cultivating innovative and economically thriving communities and enterprises.

## **Southeastern Technical College Values:**

- Integrity, honesty, openness, mutual respect, and personal excellence.
- Continuous improvement.
- Making a difference in teaching and learning.
- A strong, visionary Administration.
- A qualified and committed Faculty and Staff.
- Community Partnerships and citizenship.
- Safe, secure, and attractive campuses and facilities.
- Time together for planning.
- Positive attitudes and teamwork.
- Accessible and affordable, quality programs and services.
- Professional Development.
- Communication.
- Fairness, equality, and diversity.
- Workforce development.
- Marketing our uniqueness for a competitive advantage.
- Technological advancement.



## Service Delivery Area and Campus Locations



## Service Area and Campus Locations

Southeastern Technical College serves the geographic area of Candler, Emanuel, Jenkins, Johnson, Montgomery, Tattnall, Toombs, and Treutlen counties which are located in southeast Georgia. The college currently offers programs at the following twelve locations:

The Vidalia Campus is located at 3001 East First Street in Vidalia, Georgia. This location is along U.S. Highway 280 and is approximately 2.5 miles from U.S. Highway 1.

- Building 1: Main Administration Building (1990) 91,386 sq. ft.  
Administrative Offices and support staff, Student Affairs, Industrial Programs (ACT, ECM, WLD), Personal Services Programs (COS and ECE), General Education Classes, Bookstore, and Library
- Building 2: Gillis Building (2003) 45,211 sq. ft.  
Houses Allied Health programs (CAN, HCA, LPN, MA, RN, RT, ST, & PT) and Business programs (ACC, BAT, CIS, CJ) and ET.
- Building 3: Health Sciences Annex East (2007) 9,993 sq. ft.  
Houses Dental Hygiene program and Biology
- Building 4: Automotive Technology Training Center and Southeastern Early College and Career Academy (2011) 34,023 sq. ft.  
Houses Automotive Technology and Career Academy.
- Building 5: The Economic Development Center houses Continuing Education, Business and Industry training, and Adult Education programs. (2002 with 27,230 Sq. ft.) The center is located at 100-A Brinson Road in Vidalia.  
The Economic Development Center is located approximately one block off of U.S. Highway 280, and is 3.7 miles from Southeastern Tech's Vidalia (Main) Campus.  
Health Science Annex West – Part of the Economic Development Center  
Houses Emergency Services Programs.

The Swainsboro Campus is located at 346 Kite Road in Swainsboro, Georgia. This location is along GA Highway 57 and is approximately 2 miles from U.S. Highway 1 and 35 miles from the Vidalia Campus.

- Building 1: (1996) 19,541 sq. ft.  
Houses Administrative offices, Student Affairs, Adult Education
- Building 2: (1963, 1979, 2016) 39,593 Sq. ft.  
Houses Academic Affairs, Business classrooms/labs (ACC, BAT, CIS, CJ) Personal Services (COS and ECE), DT and General Education, Library, Bookstore, and Information Services
- Building 3: (1979) 11,355 Sq. ft.  
Houses Student Center, Facilities & Security, Multi-purpose room



- Building 4: (1989) 4,298 Sq. ft.  
Houses Child Care Center
- Building 5: (1955) 1,202 Sq. ft.  
Houses Information Services/Storage
- Building 6: (2003) 25,422 Sq. ft.  
Houses Technology Center, Economic Development offices, Business and Industry training, Technical Division classrooms/labs (ECM, F&G, & WLD)
- Building 7: (1955) 2,808 Sq. ft.  
Houses Maintenance/Storage
- Building 8: (2015) 39,090 Sq. ft.  
Houses Health Sciences, CNA, EMT, HCA, LPN, MA
- Building 10:(1950) 6,823 Sq. ft.  
Houses maintenance and is a warehouse storage building

Southeastern Tech's Glennville Campus is located at 211 S. Tillman Street in Glennville, Georgia. This campus was shuttered July 2012 until further notice due to lack of enrollment. Building 3 will remain open as a stand-alone facility.

The campus is located approximately one block from U.S. Highway 301. The distance to the Glennville Campus from the Vidalia Campus is 34 miles.

- Building 1: Tattnall Institute Building (1916 – major renovations completed in 2004) 12,010 Sq. ft. Contains space for offices, classroom space, library, and the Glennville-Tattnall Museum. (Leased to Tattnall County)
- Building 2: Allied Health Building (major renovations completed in 2004) 5,018 Sq. Ft.  
Contains space for Medical Assisting and Practical Nursing programs.  
(Leased to Tattnall County)
- Building 4: Cosmetology Building (2011) 6,135 Sq. ft.  
Houses Adult Education, and contains space for classrooms, offices, and Cosmetology Lab

The Tattnall Technology Center is located at 211 S. Tillman Street in Glennville, Georgia. The Center is located approximately one block from U.S. Highway 301. The Center is located 34 miles from the Vidalia Campus. The 7,995 sq. ft. facility was constructed in 2004 and is owned and maintained by Tattnall County for Southeastern Technical College's use. The Center is used to provide adult education classes and other educational services to residents of southern Tattnall County.

The Johnson County Extension Center is located at 21 Cedar Creek Drive in Wrightsville, Georgia. This location is approximately 1 mile southeast of downtown Wrightsville off of GA Highway 57 and is 25 miles from the Swainsboro Campus.(2007) 4,179 Sq. ft. The

Center is owned and maintained by Johnson County. It serves as an extension location for selected credit courses. Extension Campus Houses Credit Classrooms/labs, offices, and Continuing Education classes

The Candler County Center is located at 25 West Daniel Street in Metter, Georgia 25 miles from the Swainsboro Campus. (2001) with 6,100 Sq. ft. This center provides adult education classes and services to residents of Candler County. It also serves as an extension location for selected credit courses. The Center is owned and maintained by Candler County.

The Jenkins County Center is located at 210 Hendrix Street in Millen, Georgia 35 miles from the Swainsboro Campus (1995) with 3,500 Sq. ft. This center provides adult education classes and services to residents of Jenkins County. It also serves as an extension location for selected credit courses. The Center is owned and maintained by Jenkins County.

The Johnson County Center is located at 37 Georgia Avenue in Wrightsville, Georgia, 30 miles from the Swainsboro Campus (1999) with 2,400 Sq. ft. This center provides adult education classes and services to residents of Johnson County. The building is owned and maintained by Johnson County.

The Tattnall-Reidsville Adult Learning Center is located at 123 Tattnall Street in Reidsville, just off of U.S. Highway 280. (2001) with 4,591 Sq. ft. This center provides adult literacy classes and services to residents of northern Tattnall County. The building is owned and maintained by Tattnall County for Southeastern Tech's use. The center is located approximately 17 miles from the college's Vidalia Campus.

The Montgomery County Adult Literacy Center is located at 251 S. Fulton Street in Mt. Vernon. This center provides adult literacy services to residents of Montgomery County. This facility is owned and maintained by Montgomery County for Southeastern Tech's use and was built in 2002 with 4,176 Sq. ft. The center is conveniently located just off of U.S. Highway 280 and is approximately 14.5 miles from the college's Vidalia Campus.

The Commercial Truck Driving Facility is located on Harris Industrial Boulevard in Vidalia in the Toombs Industrial Park in 2003 with 2,648 Sq. ft. The property is located a short 1.6 miles from Southeastern Technical College's Vidalia Campus. It houses the Commercial Truck Driving program.

## **Institutional Goals**

The goals that will help us realize our vision and mission are to:

### **Guarantee student access and the opportunity for success at all levels.**

Objectives:

1. Assure the quality of instruction and support services to enhance student learning.
2. Expand adult education opportunities to improve educational advancement.
3. Expand dual enrollment opportunities and other partnerships with local secondary school systems.
4. Expand options and collaborations with business and industry, other post-secondary institutions, and other state agencies.

### **Build the local workforce for economic vitality.**

Objectives:

1. Provide excellence in economic development and community services to support attracting business /industry and creating/ expanding/ retaining jobs.
2. Support certified Work Ready and Entrepreneur Friendly programs.
3. Expand credit program offerings to match workforce needs/strategic industries.

### **Improve the visibility, recognized value, and support of Technical Education, Adult Education, and Workforce Training.**

Objectives:

1. Maintain comprehensive marketing plan.
2. Maintain SACS/COC and appropriate program accreditations.
3. Build private financial support and increase alternative funding sources.

### **Enhance the College's organizational development in terms of educational delivery, facilities and equipment, and internal workforce.**

Objectives:

1. Maximize efficiency and effectiveness in the delivery of quality programs and services.
2. Implement a comprehensive facilities and capital outlay plan.
3. Develop and implement plans to assure College safety, security, and business continuity.
4. Maintain innovative, cutting-edge technology and equipment to improve College operations and student learning.
5. Expand staff development and leadership training for personnel.
6. Improve faculty and staff recruitment and retention and increase the full-time faculty percentage.

## History

During the 1987 session, the Georgia Legislature appropriated \$45,000 for the preliminary plans for a technical institute to be located in Southeast Georgia. During the 1988 session, an additional appropriation of \$5,410,000 was approved for the construction of the new institute. Other state funds totaling \$445,000 were added to the project. Additionally, the citizens of Toombs County, through a local option sales tax, contributed \$1,689,000 to the project for the construction of a 776-seat auditorium. The total funds invested in the project amounted to \$7,553,000.

Construction of Southeastern Technical Institute began in 1988. A local Board of Directors was sworn into office in July 1989. By November 1989, the Southeastern Technical Institute Foundation was incorporated. Although the facilities were still under construction, the first diploma program, Practical Nursing began in January 1990. Upon completion of construction in 1990, a dedication ceremony was held. Governor Joe Frank Harris delivered the dedicatory address.

October 1, 1990, marked the official opening of the new facility. Forty-six students enrolled in four diploma programs: Practical Nursing, Information and Office Technology, Accounting, and Cosmetology. An additional 32 students enrolled in Developmental Studies. In March 1991, nine Practical Nursing students graduated in Southeastern Tech's first commencement exercise. The institute remained constant in adding more programs to respond to the needs of the community.

In 1992, Southeastern Tech established a campus in Glennville. After having leased facilities in Glennville for a number of years, on June 14, 1994 the City of Glennville gave Southeastern Tech three buildings and the land the campus buildings are situated. Also of significance to the Glennville Campus was the award of a Community Block Development Grant to Tattnall County for the construction of a Technology Center. This facility is located on property adjacent to the Glennville campus and is utilized by Southeastern Technical College for adult literacy training, continuing education, and business and industry training.

On February 5, 1998, the State Board of the Technical College System of Georgia authorized the purchase of a building located in Vidalia to be used as the College's Economic Development Center. The building had been leased by Southeastern Technical College since 1994. Renovation of this facility was completed in October 2002. The facility also houses regional operations for the Technical College System of Georgia's Quick Start program, an organization which serves the training needs of new and expanding industries.

In 2000, the school had a 43% increase in enrollment over 1999 and a 257% increase in the continuing education department in two years. Beyond growth was the tremendous positive effect the institution has experienced through the development of a more technically skilled workforce.

On December 7, 2000, Southeastern Technical Institute officially changed its name to Southeastern Technical College. The name change was a facet of Governor Roy Barnes' Education Reform Bill. This also allowed STC to offer associate degrees and receive formula-funding based on enrollment from the State of Georgia.

Southeastern Technical College celebrated ten years of service to Toombs, Tattnall, and Montgomery counties while promoting the theme, "A Decade of Difference." Southeastern Technical College continued to increase enrollment and add new programs.

In 2001, the Toombs County Development Authority conveyed 15.92 acres of land in the Toombs County Industrial Park to Southeastern Technical College for the purpose of establishing a Commercial Truck Driving facility. The Commercial Truck Driving Facility was completed in June 2003.

A landmark occasion for adult literacy efforts occurred in September 2001 with the opening of the Reidsville-Tattnall County Adult Literacy Center. The facility, funded by a Community Development Block Grant (CDBG), provided a permanent home for adult literacy programs and services in Reidsville.

Construction began in November 2001 on the Medical Technology Building on the main campus. Due to unprecedented enrollment growth, funds were appropriated to construct an addition to this project.

In FY 2001, Southeastern Technical College served over 1900 students in credit programs alone. The College grew to more than 50 programs in business, health, technical and industrial fields. Online classes became available at Southeastern Technical College through the Georgia Virtual Technical Connection. Barriers of time and distance diminished as obstacles that could hinder students from receiving the education they desire and deserve.

Following the success in establishing a permanent home for adult literacy programs and services in Reidsville was the establishment of the Montgomery County Adult Literacy Center in Mt. Vernon. The construction of this facility was also established through a CDGB to Montgomery County. The Center opened in June 2002.

During FY 2002, the College had a major impact on the community as literacy classes were now able to be offered at four different sites. As previously stated, construction began on the regional medical technology building; construction started on the Glennville Campus renovations; STC added additional parking on the Vidalia campus, as well as completed the final phases for the new Economic Development Center in Vidalia.

Southeastern Technical College has experienced phenomenal growth during its relatively brief existence. Space constraints on the Vidalia campus were alleviated in January 2004 with the official opening of the Medical Technology Building.

The hallmark of the success of Southeastern Technical College is the strong local support from its service area. This modern facility stands as a finely sculptured monument to the economic growth and development of the entire region. Adult students, regardless of sex, race, age, color, religion, national origin, marital status, academic or economic disadvantage or disability may capitalize on the enhanced opportunities offered by technical education. Technical education has clearly become a desirable, attractive alternative for education for the citizens of Georgia.

In January 2008, Commissioner Ron Jackson of the Technical College System of Georgia charged a taskforce to measure the feasibility of merging two technical colleges as the first of several mergers across the state. In August 2008, a plan to merge the first two colleges was approved. At its September 2008 meeting, the State Board of Technical and Adult Education

determined that merger strategies were necessary throughout the state and gave approval to proceed with the mergers proposed by the Technical College System of Georgia. Commissioner Jackson met with the Local Boards of Southeastern Technical College and Swainsboro Technical College to discuss their role during the merger process. Dr. Ray Perren, Assistant Commissioner of the TCSG, met with the college presidents to prioritize and outline the tasks before them. Southeastern and Swainsboro formed a combined Steering Committee of senior staff from both colleges to lead and manage the merger process.

Southeastern Technical College and Swainsboro Technical College had a close working relationship since the opening of Southeastern Tech in 1990. In fact, Southeastern Tech was formed from Swainsboro Tech's service delivery area. The colleges were located only 32 miles apart; therefore, they often had transient students from one another and shared many of the same community supporters, business partnerships and resources. They provided more than 15 similar programs, with many of the programs using the same books and instructional materials. The merger benefits the communities served by creating a strong, single presence with increased visibility, and a unified mission. The merged college better utilizes limited resources to be more responsive to the needs of business and industry. More efficient resource utilization allows current programs to be expanded and frees up resources to add new programs as needed in our continually changing economy. As one educational entity in the communities, the merged college better serves the communities with stronger partnerships, decreased competition for resources and fundraising, elimination of duplication, and more visibility as a stronger institution. A merged institution further enhances the programs and services provided to all communities served and broadens the opportunities in many areas.

On July 1, 2009, Swainsboro Technical College and Southeastern Technical College officially merged to form the new Southeastern Technical College, which serves Candler, Emanuel, Jenkins, Johnson, Montgomery, Tattnall, Toombs, and Treutlen counties. The Board of Trustees of the Commission on Colleges continued accreditation following review of the consolidation/merger. Southeastern Technical College was initially accredited by the Southern Association of Colleges and Schools Commission on Colleges (SACSCOC) in 2009. Prior to this date, both former colleges were accredited by SACSCOC from 2008 to 2009.

In FY/AY 2012, Southeastern Technical College, a unit of the Technical College System of Georgia, successfully converted from the Quarter System to the Semester System.

In June 2013, Southeastern Technical College's accreditation was reaffirmed by the Southern Association of Colleges and Schools Commission on Colleges (SACSCOC) with the next reaffirmation of accreditation review scheduled for 2023.

AY 2014 presented Southeastern Technical College with its tightest budget in its history. The STC Foundation developed and implemented the first R.I.D.E. Campaign. STC became an Achieving the Dream College. STC Swainsboro Campus celebrated its 50th Anniversary. The Health Sciences Building construction began on the Swainsboro Campus. The Vidalia Campus Economic Development Center was revamped to include the Health Science West Annex. STC accepted its first class for the Associate of Science in Nursing. The class is slated to graduate December 2015.

In AY 2015, the Southern Association of Colleges and Schools Commission on Colleges Board of Trustees continued accreditation following review of a program expansion to include the Associate of Science in Nursing program. STC's President of 18 years, Dr. Cathryn T.

Mitchell, retired and William L. Calhoun was selected as the new President to lead the College. A new Health Sciences building opened on the Swainsboro Campus. The Vidalia Campus celebrated 25 years of technical education.

In AY 2016, Southeastern Technical College was named the TCSG College of the Year. In addition, STC was selected as Best Two Year College in Georgia by the Best Colleges organization as well as the number one Technical College in Georgia by James Magazine. STC graduated its first Associate of Science in Nursing class. STC established a Commercial Truck Driving License training range through an agreement with the Emanuel County Development Authority.

In AY 2017, Southeastern Technical College started a Basic Computer Numeric Controller TCC in response to local industry needs. STC also began the PN to ASN Bridge program on the STC Swainsboro Campus.

## **Accreditation/Certification/Licensure/Approval**

Southeastern Technical College is a unit of the Technical College System of Georgia.

<http://www.tcsq.edu/>

- Southeastern Technical College is accredited by the Commission on Colleges of the Southern Association of Colleges and Schools to award Associate Degrees. Contact the Commission on Colleges at 1866 Southern Lane, Decatur, GA 30033-4097 or call (404) 679-4500 for questions about the accreditation of Southeastern Technical College. [www.sacscoc.org](http://www.sacscoc.org). *Inquiries such as admission requirements, financial aid, educational programs, etc., should be addressed directly to Southeastern Technical College and not to the Commission's office. Please direct all questions to: Southeastern Technical College, 3001 E. First Street, Vidalia, GA 30474, 912.538.3100, Fax 912-538-3156.*
- The Practical Nursing program is approved by the Board of Examiners of Licensed Practical Nurses for the State of Georgia, 237 Coliseum Drive, Macon, GA 31217-3858, (478) 207-2440. <http://sos.georgia.gov/plb/lpn/>
- The Nurse Aide program is approved by the Georgia Medical Care Foundation, 1455 Lincoln Parkway East, Suite 750, Atlanta, Georgia 30346-2200. Phone number is 678-527-3010 or 800-414-4358.
- The Medical Assisting Diploma Program is accredited by the [Commission on Accreditation of Allied Health Education Programs \(www.caahep.org\)](http://www.caahep.org) upon the recommendation of the Medical Assisting Education Review Board (MAERB). Commission on Accreditation of Allied Health Education Programs, 1361 Park Street, Clearwater, FL 33756. 727/210-2350
- The Early Childhood Care and Education Paraprofessional Training program is approved by the Georgia Professional Standards Commission, Two Peachtree Street, Suite 6000, Atlanta, GA 30303, (800) 869-7775. <http://www.gapsc.com/>
- The Child Care Center on the Swainsboro campus is recognized as a Center of Distinction by the Georgia Department of Early Care and Learning. <https://www.decal.ga.gov/>
- Southeastern Technical College is a Certified Cisco Network Academy. <http://www.cisco.com/web/learning/netacad/index.html>



- Southeastern Technical College is a Microsoft IT Academy. The IT Academy provides tools to train students on Microsoft technologies, help them succeed in school, and prepare them for the global economy. The program includes access to a variety of curricula and certifications, software licenses, and a range of instruction from computer basics to high-level programming and architecture. <http://www.microsoft.com/education/msitacademy/default.aspx>
- Emergency Medical Technician graduates are eligible to sit for the National Registry of EMTs, Emergency Medical Technician (EMT) Exam. Rocco V. Morando Building, 6610 Bush Blvd, P.O. Box 29233, Columbus, OH 43229, (614) 888-4484. [www.nremt.org](http://www.nremt.org)
- Advanced Emergency Medical Technician (AEMT) graduates are eligible to sit for the National Registry of EMTs, Advanced Emergency Medical Technician (AEMT) Exam. Rocco V. Morando Building, 6610 Bush Blvd, P.O. Box 29233, Columbus, OH 43229, (614) 888-4484. [www.nremt.org](http://www.nremt.org)
- EMS Professions graduates are eligible to sit for the National Registry of EMTs, Advanced Emergency Medical Technician (AEMT) Exam. Rocco V. Morando Building, 6610 Bush Blvd, P.O. Box 29233, Columbus, OH 43229, (614) 888-4484. [www.nremt.org](http://www.nremt.org)
- Paramedicine program graduates are eligible to sit for the Paramedic Exam of the National Registry of Emergency Medical Technicians (NREMT), Rocco V. Morando Building, 6610 Bush Blvd, P.O. Box 29233, Columbus, OH 43229, (614) 888-4484. [www.nremt.org](http://www.nremt.org)
- The Paramedicine Program is accredited by the Commission on Accreditation of Allied Health Education Programs ([www.caahep.org](http://www.caahep.org)) upon the recommendation of the Committee on Accreditation of Educational Programs for the Emergency Medical Services Professions (CoAEMSP). Commission on Accreditation of Allied Health Education Programs, 25400 US Highway 19 North, Suite 158, Clearwater, FL 33763. 727/210-2350
- The Emergency Services Education program is approved by the Georgia Department of Community Health, Office of EMS and Trauma. The Paramedicine program is accredited by the Commission on Accreditation of Allied Health Education Programs (CAAHEP) upon the recommendation of the Committee on Accreditation for Educational Programs for the Emergency Medical Services Profession (CoAEMSP).
- Committee on Accreditation of Educational Programs for the EMS Professions, 8301 Lakeview Pkwy, Suite 111-312, Rowlett, TX 75088.
- The Technical College System of Georgia's Cosmetology curriculum is approved by the Georgia State Board of Cosmetology and Barbers, <http://sos.ga.gov/index.php/licensing/plb/16>. Cosmetology diploma graduates are eligible to take the Master Cosmetologist Licensure Exam and graduates of the Hair Designer Technical Certificate of Credit are eligible to take the Hair Designer Licensure Exam.
- The Radiologic Technology program is accredited by the Joint Review Committee on Education in Radiologic Technology (JRCERT), 20 North Wacker Drive, Suite 2850, Chicago, IL 60606-3182, (312) 704-5300, [www.jrcert.org](http://www.jrcert.org). Graduates are eligible to take the National Registry Examination sponsored by the American Registry of Radiologic Technologists.
- The Clinical Laboratory Technology program is accredited by the National Accrediting Agency for Clinical Laboratory Sciences (NAACLS), 5600 N. River Road, Suite 720, Rosemont, Illinois 60018-5119, (773) 714-8880. <http://www.naaccls.org>

- The Pharmacy Technology program is accredited by the American Society of Health-System Pharmacists, 7272 Wisconsin Avenue, Bethesda, MD 20814, (301) 657-3000, [www.ashp.org](http://www.ashp.org). Graduates are eligible to take the National Pharmacy Technician Certification Exam.
- The Dental Hygiene program is accredited by the Commission on Dental Accreditation (CODA) - American Dental Association (ADA). The Commission is a specialized accrediting body recognized by the United States Department of Education. The Commission on Dental Accreditation can be contacted at (312) 440-4653 or at 211 East Chicago Avenue, Chicago, IL 60611. <http://www.ada.org/prof/ed/accred/commission/index.asp>  
Graduates are eligible to take the ADA National Board Dental Hygiene Examination and the CRDTS National Dental Hygiene Examination.
- Welding and Joining Technology is a registered S.E.N.S.E. (Schools Excelling through National Skills Education) training school approved by the American Welding Society (AWS) Education Services, 8669 N.W. 36th Street, Suite 130, Miami, FL 33166, [www.aws.org](http://www.aws.org), [SENSE@aws.org](mailto:SENSE@aws.org)
- The Georgia Board of Nursing (GBON) granted initial Associate of Science in Nursing Program approval in July 2013 with final Program approval pending graduation and licensing of first ASN class.
- In addition, Southeastern Technical College is a member of the following organizations:
  - The American Association of Collegiate Registrars and Admissions Officers
  - The American Association of Community Colleges
  - The National Association of College and University Business Officers
  - The National Council on Student Development
  - The Council for Higher Education Accreditation

## **SECTION II ENROLLMENT**

## SECTION II: ENROLLMENT

### Credit Enrollment (Unduplicated)

#### Headcount, Credit Hours and FTE (Full-Time Equivalency)

	2014-2015	2015-2016	2016-2017
	AY15	AY16	AY17
<b>Headcount</b>	2266	2406	2235
<b>Credit Hours</b>	34,402	35,296	33,853
<b>FTE</b>	1146	1176	1128

*Source: TCSG Data Center EOY Total Rpt*

#### Enrollment and Credit Hours by Campus

	2014-2015		2015-2016		2016-2017	
	AY15		AY16		AY17	
<b>Campus</b>	<b>Enroll</b>	<b>Credit Hrs</b>	<b>Enroll</b>	<b>Credit Hrs</b>	<b>Enroll</b>	<b>Credit Hrs</b>
<b>Vidalia</b>	1,693	25,501	1,795	26,617	1718	25,901
<b>Swainsboro</b>	597	8,901	635	8,679	537	7,952
<b>(Unduplicated) TOTAL</b>	<b>** 2266</b>	<b>34,402</b>	<b>** 2406</b>	<b>35,296</b>	<b>**2,235</b>	<b>33,853</b>

*Source: TCSG Data Center DC#135*

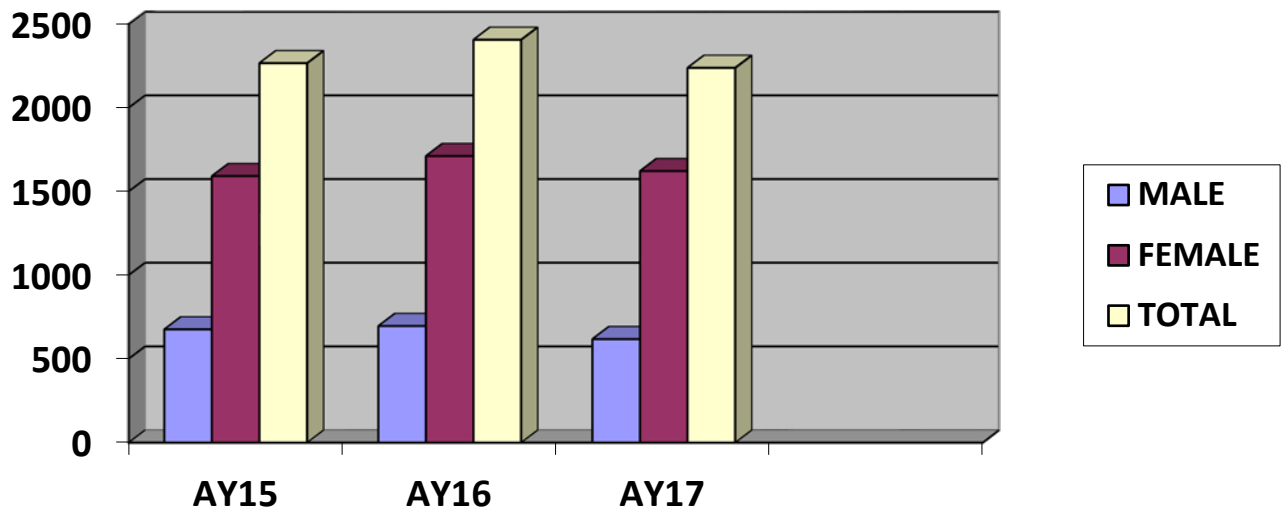
*\*\* Unduplicated numbers do not equal the sum. If a student was assigned more than one campus during the year, they will be reported for each campus.*

## SECTION II: ENROLLMENT

### Gender

	2014-15	2015-16	2016-17
	AY15	AY16	AY17
Male	675	695	617
Female	1,591	1,711	1621
TOTAL	2,266	2,406	2238

### Enrollment By Gender



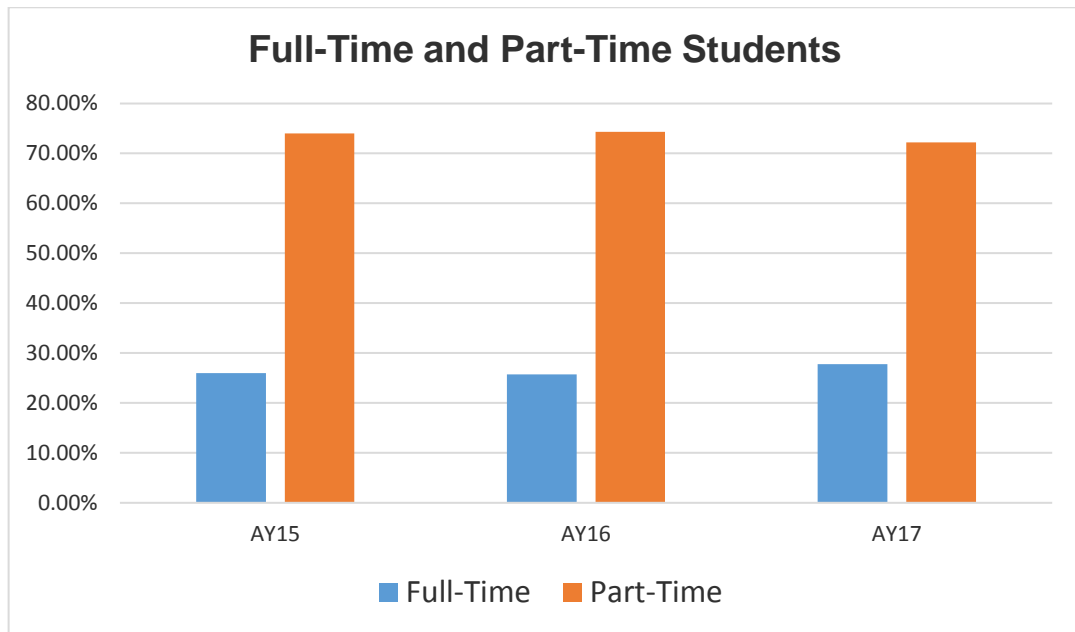
Source: TCSG Data Center EOY Gender Rpt

## SECTION II: ENROLLMENT

### Full-Time and Part-Time

Source: TCSG Data Center EOY FTPT Rprt

	AY15	AY16	AY17
	Fall 2014	Fall 2015	Fall 2016
Full-Time	26.00%	25.70%	27.8%
Part-Time	74.00%	74.30%	72.2%
TOTAL	100.00%	100.00%	100.00%



## SECTION II: ENROLLMENT

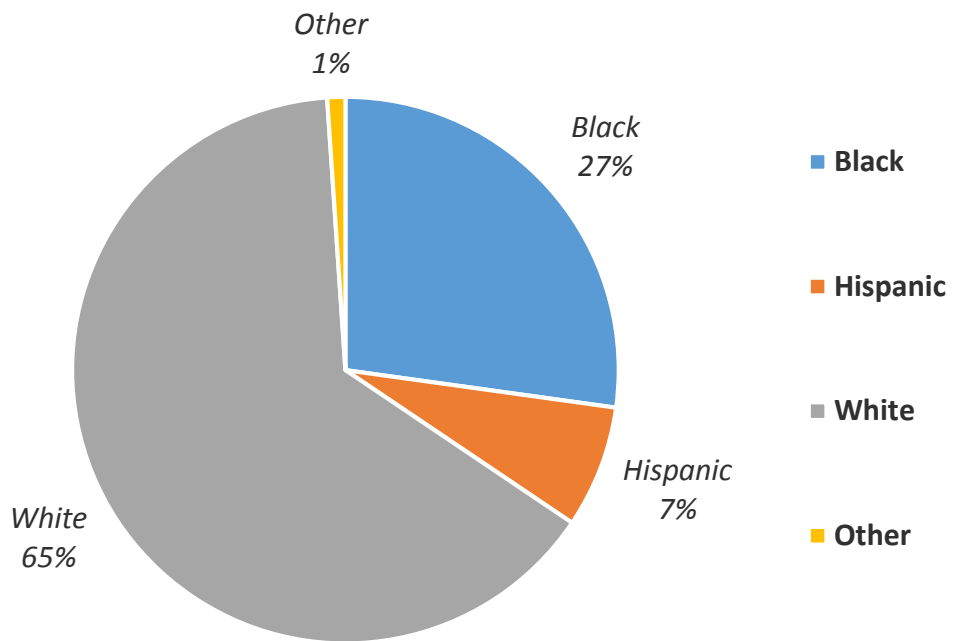
### Race/Ethnic Origin

		American Indian		Asian		Black		Hispanic		Native Hawaiian		Two or More Races		White		Nonresident Alien		Unknown	
		No.	%	No.	%	No.	%	No.	%	No.	%	No.	%	No.	%	No.	%	No.	%
	Total																		
AY15	2,266	3	0.1%	9	0.4%	657	29.0%	130	5.7%	3	0.1%	63	2.8%	1,100	61.8%	0	0.0%	1	0.0%
AY16	2,406	3	0.1%	10	0.4%	654	27.2%	152	6.3%	2	0.1%	17	0.7%	1,568	65.2%	0	0.0%	0	0.0%
AY17	2235	0	0.0%	6	0.3%	608	27.2%	162	7.2%	0	0.0%	18	0.8%	1441	64.5%	0	0.0%	0	0.0%

*Source: TCSG Data Center EOY Race Rpt*



**Credit Enrollment by Race/Ethnicity AY17**



## SECTION II: ENROLLMENT

### County of Residence

COUNTY	AY 2015 2014-2015		AY2016 2015-2016		AY2017 2016-2017	
	#	%	#	%	#	%
Appling	54	2.40%	74	3.10%	88	3.9%
Atkinson	1	0.00%	1	0.00%	0	0.00%
Bacon	1	0.00%	4	0.20%	5	0.20%
Brantley	1	0.00%	0	0.00%	2	0.00%
Barrow	1	0.00%	0	0.00%	0	0.00%
Bartow	0	0.00%	0	0.00%	0	0.00%
Bibb	0	0.00%	0	0.00%	0	0.00%
Bleckley	0	0.00%	0	0.00%	1	0.04%
Bryan	7	0.30%	6	0.20%	2	0.10%
Bulloch	42	1.90%	68	2.80%	71	3.10%
Burke	17	0.80%	27	1.10%	14	0.60%
Camden	3	0.10%	2	0.10%	0	0.00%
* Candler	81	3.60%	91	3.80%	75	3.30%
Chatham	3	0.10%	1	0.00%	3	0.10%
Cherokee	0	0.00%	0	0.00%	0	0.00%
Clarke	0	0.00%	0	0.00%	0	0.00%
Clayton	0	0.00%	0	0.00%	0	0.00%
Cobb			1	0.00%	1	0.04%
Coffee	2	0.10%	7	0.30%	6	0.30%
Columbia	0	0.00%	2	0.10%	1	0.04%
Coweta	1	0.00%	0	0.00%	0	0.00%
Crisp					2	0.10%
DeKalb	0	0.00%	0	0.00%	0	0.00%
Douglas	1	0.00%	0	0.00%	0	0.00%
Dodge	3	0.10%	3	0.10%	2	0.10%
Effingham	1	0.00%	1	0.00%	1	0.04%
* Emanuel	448	19.80%	479	19.90%	378	16.70%
Evans	31	1.40%	33	1.40%	27	1.20%
Fannin	1	0.00%	0	0.00%	0	0.00%
Floyd	1	0.00%	0	0.00%	0	0.00%
Forsyth			1	0.00%	0	0.00%
Fayette	1	0.00%	0	0.00%	0	0.00%
Gilmer			1	0.00%	0	0.00%
Glynn	1	0.00%	0	0.00%	1	0.04%

## SECTION II: ENROLLMENT

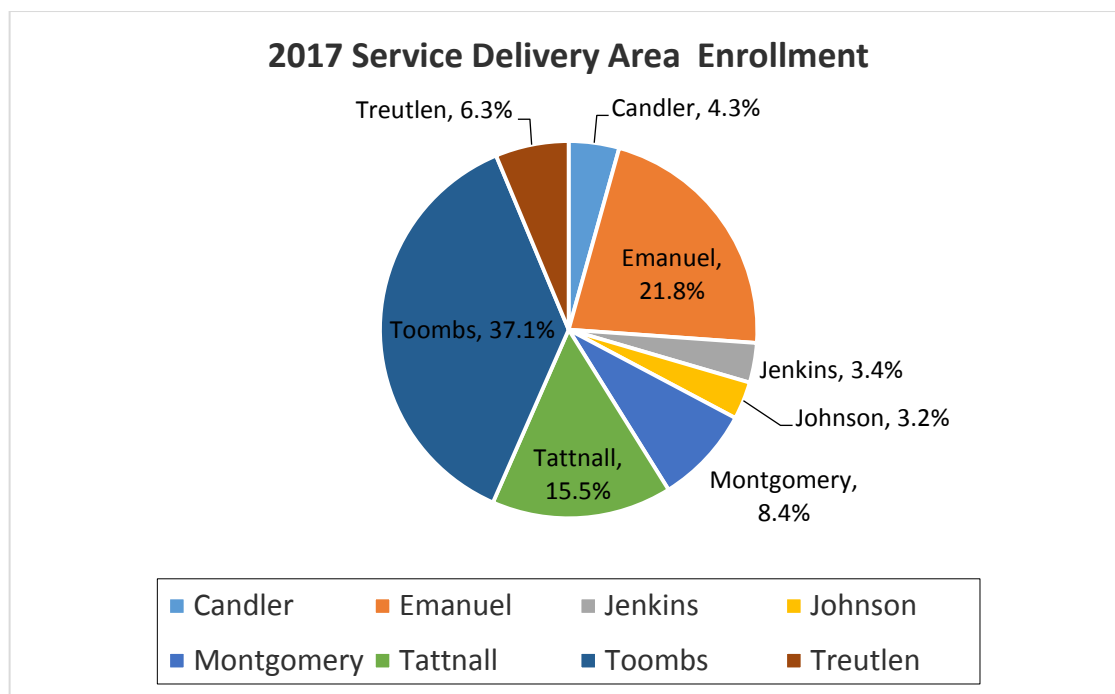
COUNTY	AY 2015		AY2016		AY2017	
	#	%	#	%	#	%
Gwinnett	1	0.00%	2	0.10%	1	0.04%
Habersham	1	0.00%	0	0.00%	0	0.00%
Hall	1	0.00%	0	0.00%	0	0.00%
Harris	0	0.00%	0	0.00%	0	0.00%
Henry	1	0.00%	1	0.00%	1	0.04%
Houston			1	0.00%	2	0.10%
Jeff Davis	84	3.70%	114	4.70%	108	4.80%
Jefferson	31	1.40%	42	1.70%	34	1.50%
* Jenkins	63	2.80%	48	2.00%	59	2.60%
* Johnson	66	2.90%	104	4.30%	56	2.50%
Laurens	28	1.20%	30	1.20%	38	1.70%
Liberty	3	0.10%	7	0.30%	7	0.30%
Long	7	0.30%	4	0.20%	3	0.10%
Lumpkin					1	0.04%
McIntosh	1	0.00%	0	0.00%	0	0.00%
Mitchell			1	0.00%	0	0.00%
* Montgomery	158	7.00%	169	7.00%	145	6.40%
Newton	0	0.00%	0	0.00%	0	0.00%
Paulding	0	0.00%	0	0.00%	0	0.00%
Peach	1	0.00%	0	0.00%	0	0.00%
Pierce	1	0.00%	3	0.10%	3	0.10%
Richmond	1	0.00%	0	0.00%	2	0.10%
Screven	7	0.30%	1	0.00%	3	0.10%
* Tattnall	199	8.80%	221	9.20%	268	11.90%
Telfair	30	1.30%	34	1.40%	39	1.70%
* Toombs	714	31.50%	686	28.50%	644	28.50%
* Treutlen	109	4.80%	102	4.20%	109	4.80%
Troup	1	0.00%	0	0.00%	0	0.00%
Walton					1	0.04%
Ware	1	0.00%	2	0.10%	1	0.04%
Washington	5	0.20%	4	0.20%	1	0.04%
Wayne			0	0.00%	4	0.20%
Wheeler	56	2.50%	40	1.70%	45	2.00%
Out of State	8	0.30%	7	0.30%	4 NC & SC	0.20%
**(Unduplicated) TOTAL	2266	100.00%	2406	100.00%	2235	100.00%

\* County is in the College's Service Delivery Area (SDA)

Source: TCSG Data Center Rpt #DC 122

\*\* Unduplicated numbers do not equal the sum.

## SECTION II: ENROLLMENT



Top 5 Counties based on Enrollment 2017		
	Enrollment	Percent of Enrollment
Toombs	635	28.4%
Emanuel	376	16.8%
Tattnall	263	11.8%
Montgomery	146	6.5%
Treutlen	108	4.8%
All Other Counties	707	31.6%



**1079 students (48.3%) took at least one course online**

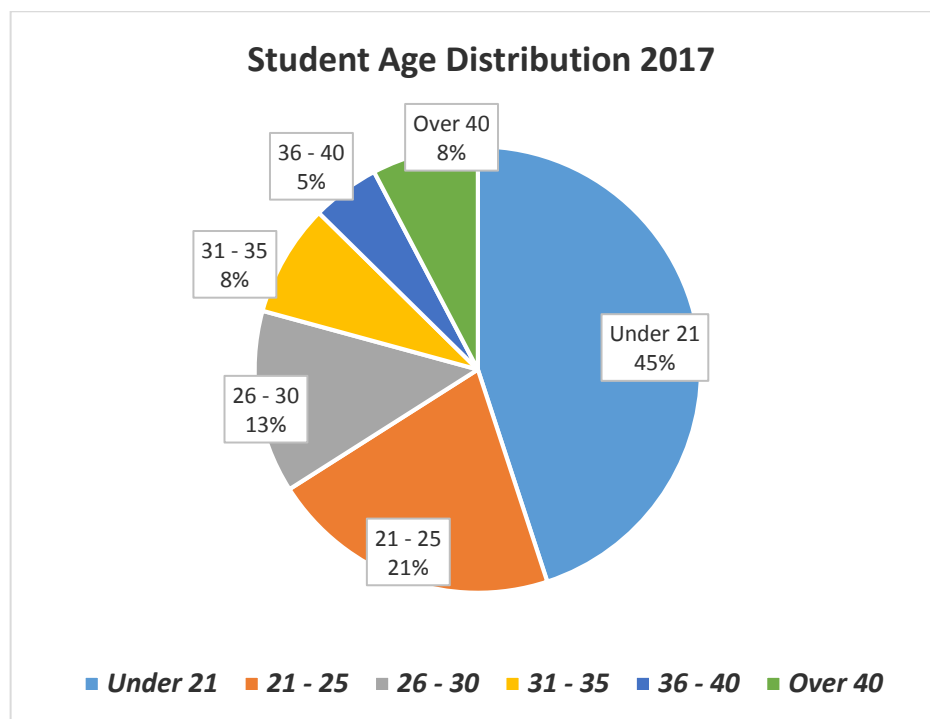
## SECTION II: ENROLLMENT

### Student Age Distribution

(Based on Fall Quarter Enrollment)

	2014-15		2015-16		2016-17	
	AY15		AY16		AY17	
	#	%	#	%	#	%
<b>Under 21</b>	877	38.70%	1014	42.10%	1005	45.0%
<b>21 - 25</b>	559	24.70%	530	22.00%	470	21.0%
<b>26 - 30</b>	284	12.50%	325	13.50%	296	13.2%
<b>31 - 35</b>	213	9.40%	203	8.40%	182	8.1%
<b>36 - 40</b>	130	5.70%	144	6.00%	110	4.9%
<b>Over 40</b>	203	9.00%	190	7.90%	172	7.7%
<b>TOTAL</b>	<b>2266</b>	<b>100.00%</b>	<b>2406</b>	<b>100.00%</b>	<b>2235</b>	<b>100%</b>

Source: TCSG Data Center EOY Rpt Age



## SECTION II: ENROLLMENT

---

### Student to Faculty Ratio

	Fall 2014	Fall 2015	Fall 2016	Fall 2017
<b>Enrollment</b>	1625	1667	2406	2235
<b>FTE</b>	970	972	1176	1128
<b># Full-time Instructors</b>	57	58	57	57
<b># Adjunct Instructors</b>	42	40	31	31
<b>Instructor FTE</b>	71.00	71.33	67.33	67.33
<b>Student/Faculty Ratio</b>	<b>13.66</b>	<b>13.63</b>	<b>17.47</b>	<b>16.75</b>

*Student/Faculty Ratio: Calculated by dividing Student Enrollment F.T.E. by Faculty F.T.E.*

*Student Enroll & FTE: From TCSG DC 126.*

*Faculty FTE: Calculated by full-time faculty plus 1/3 part-time faculty. – TCSG Data Center Report.*

*Note: This is not the IPEDS Calculation for Student to Faculty Ratio.*

# **SECTION III**

## **PROGRAM ENROLLMENT**



## SECTION III: PROGRAM ENROLLMENT

### Program Enrollment

Green Text denotes Semester Conversion Title

	2014-15	2015-16	2016-17
<b>Associate Degrees</b>	<b>AY15</b>	<b>AY16</b>	<b>AY17</b>
Accounting	22	22	24
Business Administrative Technology	15	0	0
Business Healthcare Technology			15
<b>Business Management Degree</b> (formerly Management and Supervisory Development)	31	35	40
Business Technology	21	21	13
Clinical Laboratory Technology	17	30	34
Computer Support Specialist	10	6	6
Criminal Justice Technology	27	22	34
Dental Hygiene	32	30	35
Early Childhood Care/Education	23	17	19
Electronics Technology	19	24	17
Forestry Technology	4	2	1
Marketing Management	8	3	4
Networking Specialist	13	11	6
Nursing	60	88	58
Radiologic Technology	21	22	17
Web Site Design/Development	9	6	9

<b>Diplomas</b>	<b>AY15</b>	<b>AY16</b>	<b>AY17</b>
Accounting	22	18	15
Air Conditioning Technology	20	19	11
Automotive Fundamentals	2	0	0
Automotive Technology	46	49	29
Business Administrative Technology	59	0	0
Business Healthcare Technology			17
<b>Business Management</b> (formerly Management and Supervisory Development)	37	31	40
Business Technology	59	76	50
C.I.S Computer Support Specialist	22	17	15
<b>C.I.S Internet Specialist/Web Site Design</b>	0	0	0
<b>C.I.S. Networking Specialist</b>	0	0	0
Cosmetology	90	99	79
Criminal Justice Technology	58	48	50
Diesel Equipment Technology			13
Early Childhood Care/Education	67	73	61
<b>Electrical Construction Technology</b>	48	46	37
<b>*(Electrical Systems Technology</b> (formerly Electrical Construction and Maintenance)	7	1	0
Electronics Fundamentals	0	3	0
Electronics Technology	19	13	24
<b>EMS Professions</b>	33	25	28
<b>Fish &amp; Wildlife Management</b> (formerly Game and Fish Preserve Management)	19	25	25
Forestry Technology	4	1	1

### SECTION III: PROGRAM ENROLLMENT

Diplomas (continued)	AY15	AY16	AY17
Industrial Electrical Technology		9	3
Marketing Management	8	6	0
Medical Assisting	34	35	40
Networking Specialist	18	18	7
Paramedicine (formerly Paramedic Technology)	18	24	23
Pharmacy Technology	29	36	24
Practical Nursing	67	67	90
Radiologic Technology (no longer offer diploma)	0	0	0
Surgical Technology	0	0	0
Web Site Design/Development	5	12	8
Welding and Joining Technology	79	90	74

Technical Certificates of Credit (TCC)	AY15	AY16	AY17
Administrative Support Assistant	1	0	2
Air Conditioning Technician Assistant	0	2	0
Auto Electrical/Electronic Systems Technician	0	0	0
Automotive Chassis Technician Specialist	10	5	2
Automotive Climate Control Technician	0	0	0
Automotive Engine Performance Technician	0	0	0
Automotive Engine Repair Technician	0	1	0
Automotive Transmission/Transaxle Tech Specialist	0	0	0
Basic CNC Technician			10
Basic Shielded Metal Arc Welder (formerly Flat Shielded Metal Arc Welder)	18	6	21
Child Development Associate (CDA) Preparation (formerly Child Development Associate I)	0	0	1
Cisco Network Specialist	0	0	0
Commercial Truck Driving	104	103	83
Commercial Wiring	1	1	0
CompTIA A+ Certified Preparation	0	0	0
Cyber Crime Specialist			2
Early Childhood Care & Education Basics (formerly Child Care Assisting)	3	2	2
Electrical Contracting Technician	1	2	2
Electrical Systems Assistant	0	0	0
Flux Cored ARC Welder	0	0	0
Entrepreneurship	1	0	0
Forest Technician Assistant	0	0	0
Gas Metal Arc Welder Fabricator	0	0	0
Gas Metal Arc Welder	10	12	13
Gas Tungsten Arc Welder	0	1	1
Hair Designer		3	4
Health Care Assistant	331	301	256
Healthcare Billing and Reimbursement Assistant			1
Healthcare Office Assistant			1
Health Care Science	498	600	597
Help Desk Specialist (formerly Help Desk Assistant)	0	0	0

### SECTION III: PROGRAM ENROLLMENT

Technical Certificates of Credit (TCC) (continued)	AY15	AY16	AY17
Human Resource Management Specialist	1	1	4
Introduction to Criminal Justice	35	38	10
Mammography	3	0	4
Management and Leadership Specialist	0	1	0
Marketing Specialist	3	2	0
Medical Administrative Technician	82	90	58
Medical Front Office Assistant	2	0	0
Microsoft Excel Application Professional	0	0	0
Microsoft Network Administrator	0	1	0
Microsoft Office Application Professional	1	0	0
Microsoft Word Application Professional	0	0	0
Nurse Aide (formerly Certified Nurse Aide)	10	5	10
Nurse Aide Dual Enrollment			25
Nurse Aide TCC	116	96	67
Payroll Accounting Specialist	0	0	0
Pre-hospital EMS Operations		9	7
Residential Wiring Technician	2	0	0
Shampoo Technician	0	0	1
Supervisor/Management Specialist	0	0	0
Technical Management Specialist (formerly Visual Technical Communication)	0	0	0
Web Site Developer		1	2
Wildlife Management Assistant	0	0	0
Institutionally Accepted	93	151	189
Special Admit	6	11	9
Transient	11	9	10
<b>Unduplicated TOTAL</b>	<b>2545</b>	<b>2406</b>	<b>2235</b>

Source: TCSG Data Center Rpt #DC180  
Unduplicated numbers do not equal the sum.

**SECTION IV**

**PROGRAM LICENSURE**

## SECTION IV: PROGRAM LICENSURE

### Program Licensure Pass Rates (Cumulative)

	2014-15	2015-16	2016-17
Program	AY15	AY16	AY17
Certified Nurse Aide	Written 97% Skills 68%	Written 96% Skills 90%	Written 100% Skills 95%
Clinical Laboratory Technology	86%	100%	100%
Commercial Truck Driving	98%	100%	100%
Cosmetology	100%	100%	100%
Hair Designer			Written 75% Skills 100%
Dental Hygiene	100% NTL Board & CRDTS	100%	100%
Advanced Emergency Medical Tech	67%	80%	59.5%
** Emergency Medical Technician	83%	80%	85%
Medical Assisting	100%	82%	62.5%
** Paramedic Technology	90%	83%	92%
Pharmacy Technology	83%	80% 1 <sup>st</sup> time 100% total	100%
Practical Nursing	90%	97%	100%
Radiologic Technology	100%	40%	83%
Registered Nursing Associate Degree Nursing (ASN)		95%	100%

Source: Director of Allied Health Accreditation

\*\* Students are allowed a maximum of six attempts to complete all sections of the exam; therefore, they are not counted as failing until all attempts have been exhausted. Also, students are reported during the time period in which the test is taken, not necessarily the graduating term.

# **SECTION V**

# **GRADUATES**

## SECTION V: GRADUATES

### Awards Conferred By Program

Green Text denotes Semester Conversion Title			
<b>ASSOCIATE DEGREES</b>	<b>2014-15 AY15</b>	<b>2015-16 AY16</b>	<b>2016-17 AY17</b>
Accounting	5	4	7
Business Administrative Technology	0	3	0
Business Management	5	3	5
Business Technology	8	8	8
Clinical Laboratory Technology	2	4	8
Computer Support Specialist	4	4	1
Criminal Justice Technology	6	7	5
Dental Hygiene	6	4	9
Early Childhood Care/Education	2	7	1
Electronics Technology	7	11	8
Forest Technology	2	3	0
Internet Specialist - Web Site Design	0	4	0
Marketing Management	0	2	2
Networking Specialist	4	4	3
Nursing		20	18
Radiologic Technology	6	12	7
Web Site Design/Development			3
<b>DIPLOMAS</b>	<b>2014-15 AY15</b>	<b>2015-16 AY16</b>	<b>2016-17 AY17</b>
Accounting	1	8	1
Air Conditioning Technology	4	6	2
Automotive Technology	8	4	4
Business Administrative Technology	0	0	0
Business Management	1	5	6
Business Technology	19	22	12
Computer Support Specialist	2	3	3
Cosmetology	20	18	20
Criminal Justice Technology	15	20	12
Early Childhood Care/Education	7	12	12
Electrical Construction Technology	2	10	7
Electrical Systems Technology	0	3	0
Electronics Fundamentals	0	4	0
Electronics Technology	4	0	2
EMS Professions	2	6	2
Fish and Wildlife Management	3	7	3
Forest Technology	1	2	1
Industrial Electrical Technology	0	4	5
Internet Specialist - Web Site Design	0	1	0
Marketing Management	0	3	1
Medical Assisting	17	28	25
Networking Specialist	1	3	4

## SECTION V: GRADUATES

DIPLOMAS (cont)	2014-15 AY15	2015-16 AY16	2016-17 AY17
Paramedicine	7	6	13
Pharmacy Technology	5	6	5
Practical Nursing	28	33	31
Web Site Design/Development			1
Welding and Joining Technology	4	19	11

TECHNICAL CERTIFICATES OF CREDIT (TCC)	2014-15 AY15	2015-16 AY16	2016-17 AY17
Administrative Support Assistant	23	18	15
Advanced Emergency Medical Technician	5	7	14
Advanced Shielded Metal Arc Welder	8	9	19
Air Conditioning Technician Assistant	5	12	5
Auto Electrical/Electronic Systems Technician	16	7	4
Automotive Chassis Technician Specialist	15	4	6
Automotive Climate Control Technician	9	8	6
Automotive Engine Performance Technician	14	4	5
Automotive Engine Repair Technician	7	6	3
Automotive Transmission/Transaxle Tech Specialist	7	6	5
Basic Shielded Metal Arc Welder	23	22	32
Cisco Network Specialist	0	1	2
Commercial Truck Driving	58	67	72
Commercial Wiring	11	6	15
CompTIA A+ Certified Preparation	4	9	11
Computerized Accounting Specialist	7	10	9
Cyber Crime Specialist			3
Diesel Electrical/Electronic Systems			8
Early Childhood Care And Education Basics	26	16	17
Electrical Contracting Technician	11	7	11
Electrical Systems Assistant	9	17	16
Emergency Medical Technician	5	22	8
Entrepreneurship	1	1	1
Flux Cored ARC Weld	11	12	24
Forest Technician Assistant	5	0	0
Gas Metal Arc Welder Fabricator	14	21	26
Gas Tungsten Arc Welder	9	12	21
Hair Designer		18	20
Healthcare Assistant	29	61	25
Healthcare Science	13	63	130
Help Desk Specialist	5	8	5
Human Resource Management Specialist	4	5	7
Introduction to Criminal Justice	50	26	36
Marketing Specialist	0	4	2
Mammography		2	3
Management and Leadership Specialist	7	3	6



## SECTION V: GRADUATES

TECHNICAL CERTIFICATES OF CREDIT (cont)	2014-15 AY15	2015-16 AY16	2016-17 AY17
Medical Administrative Technician	38	44	16
Medical Front Office Assistant	6	9	3
Microsoft Excel Application Professional	20	22	8
Microsoft Network Administrator	0	4	2
Microsoft Office Application Professional	15	14	6
Microsoft Word Application Professional	24	22	14
Nurse Aide	85	14	15
Nurse Aide Dual Enrollment			8
Nurse Aide TCC	38	37	48
Office Accounting Specialist	11	10	8
Payroll Accounting Specialist	13	9	7
Pre-Hospital EMS Operations			8
Residential Wiring Technician	13	14	15
Retain Merchandise Manager			1
Shampoo Technician	24	23	24
Supervisor/Management Specialist	5	2	15
Technical Management Specialist	0	3	11
Website Developer	1	5	2
Wildlife Management Assistant	9	5	8
<b>TOTAL</b>	<b>922</b>	<b>1065</b>	<b>1076</b>

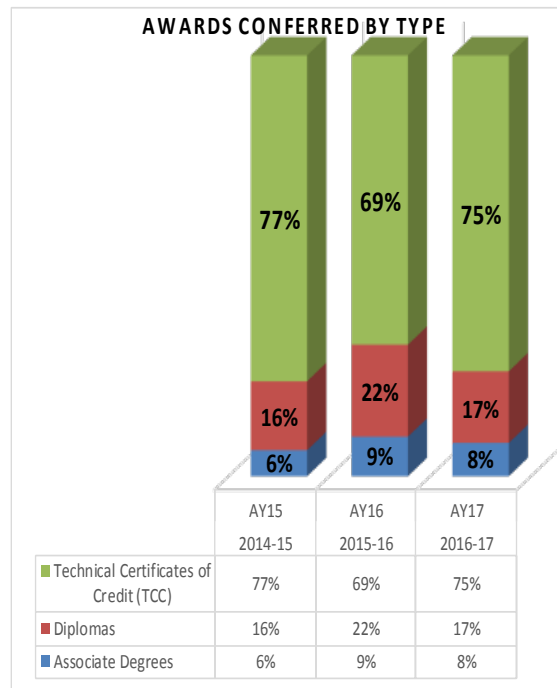
Source: TCSG Data Center Rpt #DC109

## SECTION V: GRADUATES

### Awards Conferred By Type

	2014-15	2015-16	2016-17
	AY15	AY16	AY17
Associate Degrees	57	100	85
Diplomas	151	233	183
Technical Certificates of Credit (TCC)	714	732	808
<b>TOTAL</b>	<b>922</b>	<b>1065</b>	<b>1076</b>

Source: TCSG Data Center Rpt #DC109



## SECTION V: GRADUATES

### Unduplicated Graduates & Total Placement Rates

	2014-15	2015-16	2016-17
<b>Employment Status</b>	<b>AY15</b>	<b>AY16</b>	<b>AY17</b>
Employed in Field	220	241	154
Military	1	0	0
Employed in Related Field	11	24	14
Employed in Unrelated Field	34	50	23
Employed in Field & Continued Education	2	1	0
Employed in Related Field & Continued Education	3	4	2
Employed in Unrelated Field & Continued Education	43	43	37
Continued Education	116	133	96
Not Employed	17	24	14
Not Available for Employment	8	5	5
Refused Employment	2	2	
Status Unknown	188	248	383
<b>Total Awards Conferred (unduplicated)</b>	<b>645</b>	<b>775</b>	<b>728</b>
<b>Placed in Field Rate * (%)</b>	<b>49.58%</b>	<b>45.45%</b>	<b>28.81%</b>
<b>Total Placement Rate ** (%)</b>	<b>96.20%</b>	<b>95.38%</b>	<b>95.88%</b>

Source: TCSG Data Center Report #DC108

\* Placed in Field Rate = (Emp in Field + Military + Emp in Rel Field + Emp in Field & Cont Educ + Emp in Rel Field & Cont Educ)/Total Grads - (Emp Unrel Field & Cont Educ + Cont Ed + Not Avail)

\*\* Total Placement Rate = (Emp in Field + Military + Emp in Rel Field + Emp Unrel Field + Emp in Field & Cont Educ + Emp Rel Field & Cont Educ + Emp Unrel Field & Cont Educ + Cont Educ)/(numerator + Not Emp)

<b>Program (By Major, with Total for each PAS Program Area)</b>	<b>Total Placement Rate</b>	<b>Total Award</b>	<b>Empld In Field</b>	<b>Military</b>	<b>Empld in Rel Field</b>	<b>Empld in Unrel Field</b>	<b>Empld In Field &amp; Cont Ed</b>	<b>Empld In Rel Field &amp; Cont Ed</b>	<b>Empld in Unrel Field &amp; Cont Ed</b>	<b>Cont Educ</b>	<b>Not Empld</b>	<b>Unavail for Emplmt</b>	<b>Refused Emplmt</b>	<b>Status Unknown</b>
Accounting (AC12)	100.0%	1	0	0	0	0	0	0	1	0	0	0	0	0
Accounting (AC13)	100.0%	7	4	0	0	0	0	0	1	1	0	0	0	1
Computerized Accounting Specialist (CAY1)	100.0%	9	4	0	0	0	0	0	3	2	0	0	0	0
Office Accounting Specialist (OA31)	100.0%	8	1	0	0	1	0	0	0	2	0	0	0	4
Payroll Accounting Specialist (PA61)	100.0%	7	1	0	0	1	0	0	0	2	0	0	0	3
<b>Accounting</b>	<b>94.4%</b>	<b>32</b>	<b>10</b>	<b>0</b>	<b>0</b>	<b>2</b>	<b>0</b>	<b>0</b>	<b>5</b>	<b>7</b>	<b>0</b>	<b>0</b>	<b>0</b>	<b>8</b>
Air Conditioning Technician Assistant (AZ31)	100.0%	5	0	0	0	0	0	0	0	0	0	0	0	5
Air Conditioning Technology (ACT2)	100.0%	1	0	0	1	0	0	0	0	0	0	0	0	0
Air Conditioning Technology (AI02)	100.00 %	1	0	0	1	0	0	0	0	0	0	0	0	0
<b>Air Conditioning Technology</b>	<b>100.0%</b>	<b>7</b>	<b>0</b>	<b>0</b>	<b>2</b>	<b>0</b>	<b>0</b>	<b>0</b>	<b>0</b>	<b>0</b>	<b>0</b>	<b>0</b>	<b>0</b>	<b>5</b>
Auto Electrical/Electronic Systems Technician (AE41)	100.0%	4	0	0	0	0	0	0	0	0	0	0	0	4
Automotive Chassis Technician Specialist (ASG1)	100.0%	6	1	0	0	0	0	0	0	0	0	0	0	5
Automotive Climate Control Technician (AH21)	100.0%	6	2	0	0	0	0	0	0	0	0	0	0	4
Automotive Engine Performance Technician (AE51)	100.0%	5	1	0	0	0	0	0	0	0	0	0	0	4
Automotive Engine Repair Technician (AE61)	100.0%	3	2	0	0	0	0	0	0	0	0	0	0	1
Automotive Technology (AT14)	100.0%	4	3	0	0	0	0	0	1	0	0	0	0	0
Automotive Transmission/Transaxle Tech Specialist (AA71)	100.0%	5	1	0	0	0	0	0	0	0	0	0	0	4
<b>Automotive Technology</b>	<b>100.0%</b>	<b>33</b>	<b>10</b>	<b>0</b>	<b>0</b>	<b>0</b>	<b>0</b>	<b>0</b>	<b>1</b>	<b>0</b>	<b>0</b>	<b>0</b>	<b>0</b>	<b>22</b>
Administrative Support Assistant (AS21)	100.0%	15	2	0	0	0	0	0	2	9	0	0	0	2
Business Technology (BA22)	100.0%	12	5	0	0	0	0	0	2	4	0	1	0	0
Business Technology (BA23)	100.0%	8	5	0	1	0	0	0	1	1	0	0	0	0
*Medical Administrative Technician (MA41)	100.0%	16	2	0	0	1	0	0	3	6	0	0	0	4
Medical Front Office Assistant (MF21)	100.0%	3	0	0	0	0	0	0	0	2	0	1	0	0
Microsoft Excel Application Professional (ME51)	100.0%	8	2	0	0	0	0	0	2	3	0	0	0	1
Microsoft Office Application Professional (MF41)	100.0%	6	2	0	0	0	0	0	0	3	0	0	0	1
Microsoft Word Application Professional (MWA1)	100.0%	14	1	0	0	1	0	0	1	10	0	0	0	1
<b>Business and Office Technology</b>	<b>100.0%</b>	<b>82</b>	<b>19</b>	<b>0</b>	<b>1</b>	<b>2</b>	<b>0</b>	<b>0</b>	<b>11</b>	<b>38</b>	<b>0</b>	<b>2</b>	<b>0</b>	<b>9</b>
Commercial Truck Driving (CT61)	82.7%	72	5	0	0	2	0	0	0	0	3	0	0	62
<b>Commercial Truck Driving</b>	<b>82.7%</b>	<b>72</b>	<b>5</b>	<b>0</b>	<b>0</b>	<b>2</b>	<b>0</b>	<b>0</b>	<b>0</b>	<b>0</b>	<b>3</b>	<b>0</b>	<b>0</b>	<b>62</b>
Cisco Network Specialist (CN71)	100.0%	2	1	0	0	0	0	0	0	1	0	0	0	0
CompTIA A+ Certified Preparation (CA61)	100.0%	11	2	0	0	0	0	0	1	7	0	0	0	1
Computer Support Specialist (CS14)	100.0%	3	1	0	0	0	0	0	0	2	0	0	0	0
*Computer Support Specialist (CS23)	100.0%	1	0	0	0	0	0	0	0	1	0	0	0	0
Cyber Crime Specialist (CCR1)	100.0%	3	0	0	0	0	0	0	1	2	0	0	0	0
Help Desk Specialist (HD41)	100.0%	5	2	0	0	0	0	0	0	3	0	0	0	0
Microsoft Network Administrator (MS11)	100.0%	2	1	0	0	0	0	0	1	0	0	0	0	0
Networking Specialist (NS13)	100.0%	3	1	0	0	0	0	0	0	2	0	0	0	0
Networking Specialist (NS14)	100.0%	4	1	0	0	1	0	0	0	2	0	0	0	0
Web Site Design/Development (IS53)	50.0%	3	0	0	0	0	0	0	1	0	1	0	0	1
Web Site Design/Development (IS64)	0.0%	1	0	0	0	0	0	0	0	0	1	0	0	0
Web Site Developer (ISE1)	0.0%	2	0	0	0	0	0	0	0	0	1	0	0	1

## SECTION V: GRADUATES

Cyber and Related	91.9%	40	9	0	0	1	0	0	4	20	3	0	0	3
<b>Program (By Major, with Total for each PAS Program Area)</b>	<b>Total Placement Rate</b>	<b>Total Award</b>	<b>Empld in Field</b>	<b>Military</b>	<b>Empld in Rel Field</b>	<b>Empld in Unrel Field</b>	<b>Empld In Field &amp; Cont Ed</b>	<b>Empld In Rel Field &amp; Cont Ed</b>	<b>Empld in Unrel Field &amp; Cont Ed</b>	<b>Cont Educ</b>	<b>Not Empld</b>	<b>Unavail for Emplmt</b>	<b>Refused Emplmt</b>	<b>Status Unknown</b>
Cosmetology (CO12)	100.0%	20	13	0	0	0	0	0	1	5	0	0	0	1
Hair Designer (HD21)	100.0%	20	11	0	0	0	0	0	1	4	0	0	0	4
Shampoo Technician (ST11)	100.0%	21	2	0	0	0	0	0	1	14	0	1	0	3
<b>Cosmetology</b>	<b>100.0%</b>	<b>61</b>	<b>26</b>	<b>0</b>	<b>0</b>	<b>0</b>	<b>0</b>	<b>0</b>	<b>3</b>	<b>23</b>	<b>0</b>	<b>1</b>	<b>0</b>	<b>8</b>
Criminal Justice Technology (CJT2)	77.8%	12	3	0	1	1	0	0	1	1	2	1	0	2
Criminal Justice Technology (CJT3)	100.0%	5	0	0	1	1	0	0	0	1	0	0	0	2
Introduction to Criminal Justice (IT51)	100.0%	36	1	0	0	0	0	0	4	3	0	0	0	28
<b>Criminal Justice</b>	<b>90.0%</b>	<b>53</b>	<b>4</b>	<b>0</b>	<b>2</b>	<b>2</b>	<b>0</b>	<b>0</b>	<b>5</b>	<b>5</b>	<b>2</b>	<b>1</b>	<b>0</b>	<b>32</b>
Dental Hygiene (DH13)	100.0%	9	8	0	0	0	0	0	0	0	0	0	0	1
<b>Dental Hygiene</b>	<b>100.0%</b>	<b>9</b>	<b>8</b>	<b>0</b>	<b>0</b>	<b>0</b>	<b>0</b>	<b>0</b>	<b>0</b>	<b>0</b>	<b>0</b>	<b>0</b>	<b>0</b>	<b>1</b>
Diesel Electrical/Electronic Systems Technician (DE11)	N/A	8	0	0	0	0	0	0	0	0	0	0	0	8
<b>Diesel Equipment Technology</b>		<b>8</b>	<b>0</b>	<b>0</b>	<b>0</b>	<b>0</b>	<b>0</b>	<b>0</b>	<b>0</b>	<b>0</b>	<b>0</b>	<b>0</b>	<b>0</b>	<b>8</b>
Early Childhood Care and Education Basics (EC31)	100.0%	17	6	0	0	0	0	0	1	5	0	0	0	5
Early Childhood Care and Education (EC13)	N/A	1	0	0	0	0	0	0	0	0	0	0	0	1
Early Childhood Care/Education (ECC2)	100.0%	12	12	0	0	0	0	0	0	0	0	0	0	0
<b>Early Childhood Care and Education</b>	<b>100.0%</b>	<b>30</b>	<b>18</b>	<b>0</b>	<b>0</b>	<b>0</b>	<b>0</b>	<b>0</b>	<b>1</b>	<b>5</b>	<b>0</b>	<b>0</b>	<b>0</b>	<b>6</b>
Commercial Wiring (CW31)	100.0%	15	3	0	1	1	0	0	2	4	0	0	0	4
Electrical Construction Technology (EC12)	100.0%	7	3	0	0	2	0	0	2	0	0	0	0	0
Electrical Contracting Technician (ECL1)	100.0%	11	3	0	1	2	0	0	1	3	0	0	0	1
Electrical Systems Assistant (ESA1)	100.0%	16	4	0	1	1	0	0	2	5	0	0	0	3
Industrial Electrical Technology (IET2)	100.0%	5	3	0	0	1	0	0	1	0	0	0	0	0
Residential Wiring Technician (RW61)	100.0%	15	2	0	0	2	0	0	0	5	0	0	0	6
<b>Electrical Construction and Maintenance</b>	<b>100.0%</b>	<b>69</b>	<b>18</b>	<b>0</b>	<b>3</b>	<b>9</b>	<b>0</b>	<b>0</b>	<b>8</b>	<b>17</b>	<b>0</b>	<b>0</b>	<b>0</b>	<b>14</b>
Electronics Technology (ET13)	75.0%	8	3	0	1	2	0	0	0	0	2	0	0	0
Electronics Technology (ET14)	100.0%	2	1	0	0	0	0	0	0	0	0	0	0	1
<b>Electronics and Telecommunications</b>	<b>77.8%</b>	<b>10</b>	<b>4</b>	<b>0</b>	<b>1</b>	<b>2</b>	<b>0</b>	<b>0</b>	<b>0</b>	<b>0</b>	<b>2</b>	<b>0</b>	<b>0</b>	<b>1</b>
Fish and Wildlife Management (GAF2)	100.0%	3	1	0	0	0	0	0	1	1	0	0	0	0
Forest Technology (FT12)	100.0%	1	0	0	0	0	0	0	1	0	0	0	0	0
Wildlife Management Assistant (WP11)	100.0%	8	0	0	0	0	0	0	1	4	0	0	0	3
<b>Forestry Technology</b>	<b>100.0%</b>	<b>12</b>	<b>1</b>	<b>0</b>	<b>0</b>	<b>0</b>	<b>0</b>	<b>0</b>	<b>3</b>	<b>5</b>	<b>0</b>	<b>0</b>	<b>0</b>	<b>3</b>
Health Care Assistant (HA21)	100.0%	25	1	0	0	2	0	1	2	5	0	1	0	13

## SECTION V: GRADUATES

Health Care Science (HS21)	96.6%	130	22	0	0	0	0	1	1	4	1	0	0	101
<b>Health Care Assistant</b>	<b>97.5%</b>	<b>155</b>	<b>23</b>	<b>0</b>	<b>0</b>	<b>2</b>	<b>0</b>	<b>2</b>	<b>3</b>	<b>9</b>	<b>1</b>	<b>1</b>	<b>0</b>	<b>114</b>
<b>Program (By Major, with Total for each PAS Program Area)</b>	<b>Total Placement Rate</b>	<b>Total Award</b>	<b>Empld In Field</b>	<b>Military</b>	<b>Empld in Rel Field</b>	<b>Empld in Unrel Field</b>	<b>Empld In Field &amp; Cont Ed</b>	<b>Empld In Rel Field &amp; Cont Ed</b>	<b>Empld in Unrel Field &amp; Cont Ed</b>	<b>Cont Educ</b>	<b>Not Empld</b>	<b>Unavail for Emplmt</b>	<b>Refused Emplmt</b>	<b>Status Unknown</b>
Business Management (MD12)	100.0%	6	3	0	2	1	0	0	0	0	0	0	0	0
Business Management (MD13)	100.0%	5	1	0	2	1	0	0	0	1	0	0	0	0
Human Resource Management Specialist (HRM1)	100.0%	7	1	0	1	1	0	0	0	1	0	0	0	3
Management and Leadership Specialist (MAL1)	100.0%	6	1	0	1	2	0	0	0	1	0	0	0	1
Supervisor/Management Specialist (SS31)	100.0%	15	3	0	2	4	0	0	0	1	0	0	0	5
Technical Management Specialist (TMS1)	100.0%	11	3	0	3	4	0	0	0	1	0	0	0	0
<b>Management-Supervisory Development</b>	<b>100.0%</b>	<b>50</b>	<b>12</b>	<b>0</b>	<b>11</b>	<b>13</b>	<b>0</b>	<b>0</b>	<b>0</b>	<b>5</b>	<b>0</b>	<b>0</b>	<b>0</b>	<b>9</b>
Entrepreneurship (EN11)	N/A	1	0	0	0	0	0	0	0	0	0	1	0	0
Marketing Management (MM12)	N/A	1	0	0	0	0	0	0	0	0	0	1	0	0
Marketing Management (MM13)	100.0%	2	1	0	0	0	0	0	0	0	0	0	0	1
Marketing Management (MS21)	100.0%	2	0	0	1	0	0	0	0	0	0	1	0	0
Retail Merchandise Manager (RMM1)	N/A	1	0	0	0	0	0	0	0	0	0	4	0	1
<b>Marketing Management</b>	<b>100.0%</b>	<b>7</b>	<b>1</b>	<b>0</b>	<b>1</b>	<b>0</b>	<b>0</b>	<b>0</b>	<b>0</b>	<b>0</b>	<b>0</b>	<b>4</b>	<b>0</b>	<b>1</b>
Medical Assisting (MA22)	78.6%	25	3	0	1	2	0	0	4	1	3	0	0	11
<b>Medical Assisting</b>	<b>78.6%</b>	<b>25</b>	<b>3</b>	<b>0</b>	<b>1</b>	<b>2</b>	<b>0</b>	<b>0</b>	<b>4</b>	<b>1</b>	<b>3</b>	<b>0</b>	<b>0</b>	<b>11</b>
Clinical Laboratory Technology (CLT3)	100.0%	8	6	0	0	0	0	0	0	2	0	0	0	0
<b>Medical Laboratory Technology</b>	<b>100.0%</b>	<b>8</b>	<b>6</b>	<b>0</b>	<b>0</b>	<b>0</b>	<b>0</b>	<b>0</b>	<b>0</b>	<b>02</b>	<b>0</b>	<b>0</b>	<b>0</b>	<b>0</b>
Nursing (NA73)	100.0%	18	6	0	0	0	0	0	0	0	0	0	0	12
<b>Nursing</b>	<b>100.0%</b>	<b>18</b>	<b>6</b>	<b>0</b>	<b>0</b>	<b>0</b>	<b>0</b>	<b>0</b>	<b>0</b>	<b>0</b>	<b>0</b>	<b>0</b>	<b>0</b>	<b>12</b>
Advanced Emergency Medical Technician(AEMT)) (EMH1)	100.0%	14	6	0	1	0	0	0	1	0	0	0	0	6
EMS Professions (EP12)	N/A	2	0	0	0	0	0	0	0	0	0	0	0	2
Emergency Medical Technician(EMT) (EMJ1)	100.0%	8	1	0	0	0	0	0	1	0	0	0	0	6
Paramedicine (PT12)	100.0%	13	12	0	0	0	0	0	0	0	0	0	0	1
Pre-hospital EMS Operations (PEO1)	100.0%	8	6	0	1	0	0	0	1	0	0	0	0	0
<b>Paramedic Technology</b>	<b>100.0%</b>	<b>45</b>	<b>25</b>	<b>0</b>	<b>2</b>	<b>0</b>	<b>0</b>	<b>0</b>	<b>3</b>	<b>0</b>	<b>0</b>	<b>0</b>	<b>0</b>	<b>15</b>
Pharmacy Technology (PT22)	50%	5	0	0	0	0	0	0	0	0	1	0	0	3
<b>Pharmacy Technology</b>	<b>50%</b>	<b>5</b>	<b>0</b>	<b>0</b>	<b>0</b>	<b>0</b>	<b>0</b>	<b>0</b>	<b>0</b>	<b>0</b>	<b>1</b>	<b>0</b>	<b>0</b>	<b>3</b>
Nurse Aide (CN21)	100.0%	15	0	0	0	0	0	0	1	2	0	0	0	12
Nurse Aide Dual Enrollment (MNA1)	N/A	8	0	0	0	0	0	0	0	0	0	0	0	8

## SECTION V: GRADUATES

Nurse Aid TCC (NAT1)	100.0%	48	0	0	0	0	0	0	0	4	0	0	0	44
Practical Nursing (PN12)	95.5%	31	19	0	0	0	0	0	0	2	1	0	0	9
<b>Practical Nursing and Related Programs</b>	<b>96.6%</b>	<b>102</b>	<b>19</b>	<b>0</b>	<b>0</b>	<b>0</b>	<b>0</b>	<b>0</b>	<b>1</b>	<b>8</b>	<b>1</b>	<b>0</b>	<b>0</b>	<b>73</b>
<b>Program (By Major, with Total for each PAS Program Area)</b>	<b>Total Placement Rate</b>	<b>Total Award</b>	<b>Empld In Field</b>	<b>Military</b>	<b>Empld in Rel Field</b>	<b>Empld in Unrel Field</b>	<b>Empld In Field &amp; Cont Ed</b>	<b>Empld In Rel Field &amp; Cont Ed</b>	<b>Empld in Unrel Field &amp; Cont Ed</b>	<b>Cont Educ</b>	<b>Not Empld</b>	<b>Unavail for Emplmt</b>	<b>Refused Emplmt</b>	<b>Status Unknown</b>
Mammography (MA11)	N/A	3	0	0	0	0	0	0	0	0	0	0	0	3
Radiologic Technology (RT23)	80.0%	7	1	0	0	1	0	0	0	2	1	0	0	2
<b>Radiologic Technology</b>	<b>80.0%</b>	<b>10</b>	<b>1</b>	<b>0</b>	<b>0</b>	<b>1</b>	<b>0</b>	<b>0</b>	<b>0</b>	<b>2</b>	<b>1</b>	<b>0</b>	<b>0</b>	<b>5</b>
Advanced Shielded Metal Arc Welder (OSM1)	100.0%	19	2	0	0	3	0	0	3	5	0	0	0	6
Basic Shielded Metal Arc Welder (FS31)	100.0%	32	3	0	0	2	0	0	1	7	0	0	0	19
Flux Cored ARC Welder (FC61)	100.0%	24	6	0	0	1	0	0	2	7	0	0	0	8
Gas Metal Arc Welder (GM31)	100.0%	26	5	0	0	1	0	0	2	6	0	0	0	12
Gas Tungsten Arc Welder (GTA1)	100.0%	21	5	0	0	1	0	0	2	6	0	0	0	7
Welding and Joining Technology (WAJ2)	100.0%	11	3	0	0	1	0	0	1	3	0	0	0	3
<b>Welding and Joining Technology</b>	<b>100.0%</b>	<b>133</b>	<b>24</b>	<b>0</b>	<b>0</b>	<b>9</b>	<b>0</b>	<b>0</b>	<b>11</b>	<b>34</b>	<b>0</b>	<b>0</b>	<b>0</b>	<b>55</b>

Source: TCSG Data Center Report #DC112  
 \*Programs with Placement <90%

# **SECTION VI**

## **FINANCIAL AID**



## Amount of Financial Aid Awards

	2014-15 (AY15)		2015-16 (AY16)		2016-17 (AY17)	
	Total Undup. Recipients	Total Award Amount	Total Undup. Recipients	Total Award Amount	Total Undup. Recipients	Total Award Amount
<b>STATE AID</b>						
HOPE Total	1,436	\$1,164,930	1,769	\$1,034,614	1505	\$1,026,440
Zell Miller Grant	274	\$397,528	396	\$446,615	372	\$340,645
HOPE Scholarship Total	92	\$105,885	110	\$98,155	119	\$136,573
Zell Miller Scholarship	2	\$3,649	4	\$7,298	1	\$2,047
Strategic Industries Workforce Development Grant	290	\$189,625	371	\$209,000	331	\$205,000
Strategic Industries Workforce Development Grant (Truck Driving)	90	\$91,000	97	\$92,000	77	\$73,000
GED Awards	14	\$7,000	9	\$4,500	18	\$9,000
<b>Hope Programs Total</b>			<b>1769</b>	<b>\$1,892,182</b>	<b>1769</b>	<b>\$1,792,705</b>
<b>MOVE ON WHEN READY</b>						
<b>MOWR Tuition</b>			342	\$330,546	344	\$305,359
<b>MOWR Fees</b>			342	\$30,850	344	\$30,000
<b>MOWR Books</b>			342	\$92,850	344	\$85,775
<b>MOWR Total</b>			<b>342</b>	<b>\$454,246</b>	<b>342</b>	<b>\$421,134</b>
<b>TITLE IV AWARDS</b>						
Federal PELL Grant	1,477	\$3,029,707.71	1,444	\$2,876,026.58	1295	\$2,741,126.44
Federal FSEOG Grant	267	\$70,133	215	\$67,577	221	\$70,316
Federal Work-Study	27	\$70,487.56	27	\$63,048.51	53	\$80,213.39
<b>Total Awards</b>	<b>1,771</b>	<b>\$3,170,328</b>	<b>1686</b>	<b>\$3,006,651</b>	<b>1587</b>	<b>2,891,655</b>
<b>STATE LOANS</b>						
GSFC Student Access			111	\$225,043	116	\$222,563
<b>GSFC Loan Total</b>	<b>268</b>	<b>\$833,166.03</b>	<b>207</b>	<b>\$225,043</b>	<b>116</b>	<b>\$222,563</b>
<b>PRIVATE LOANS</b>						
Sallie Mae	37	\$205,334	35	\$142,404	34	\$217,722
Wells Fargo	3	\$27,875	7	\$45,259	15	\$117,806
<b>Total Loans</b>		<b>\$233,209</b>		<b>\$187,663</b>		<b>\$335,528</b>
<b>Total Awards for Year</b>		<b>\$6,277,488.03</b>		<b>\$5,765,786.09</b>		<b>\$5,663,585.83</b>

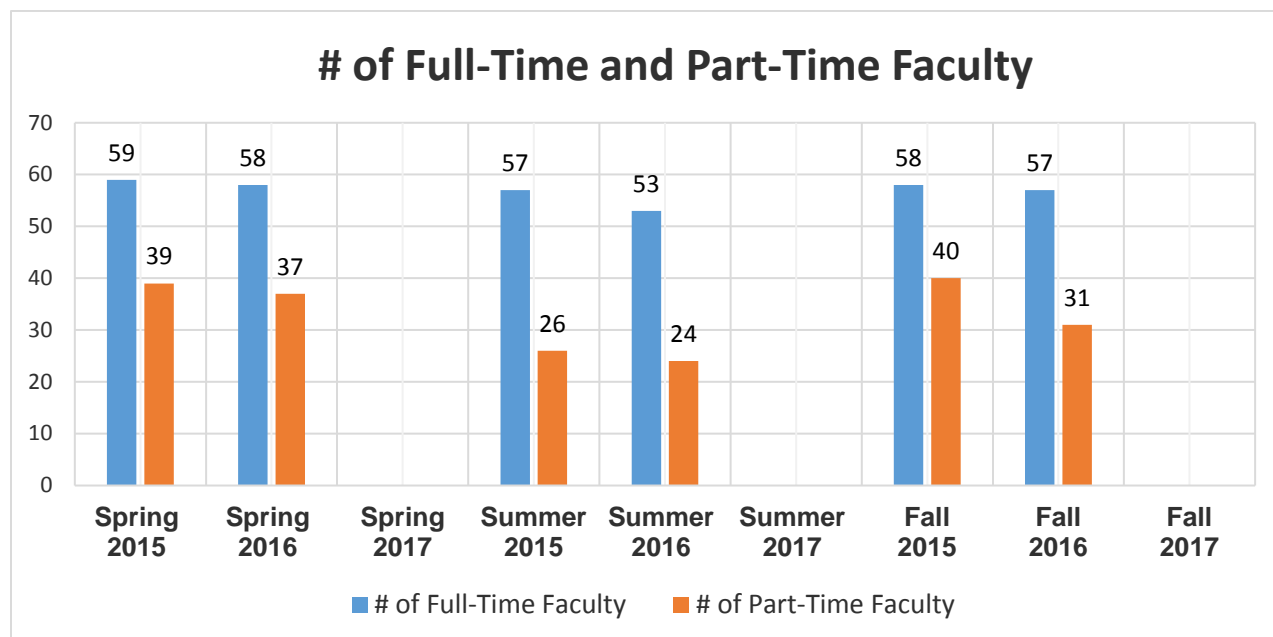
Source: STC Director of Financial Aid

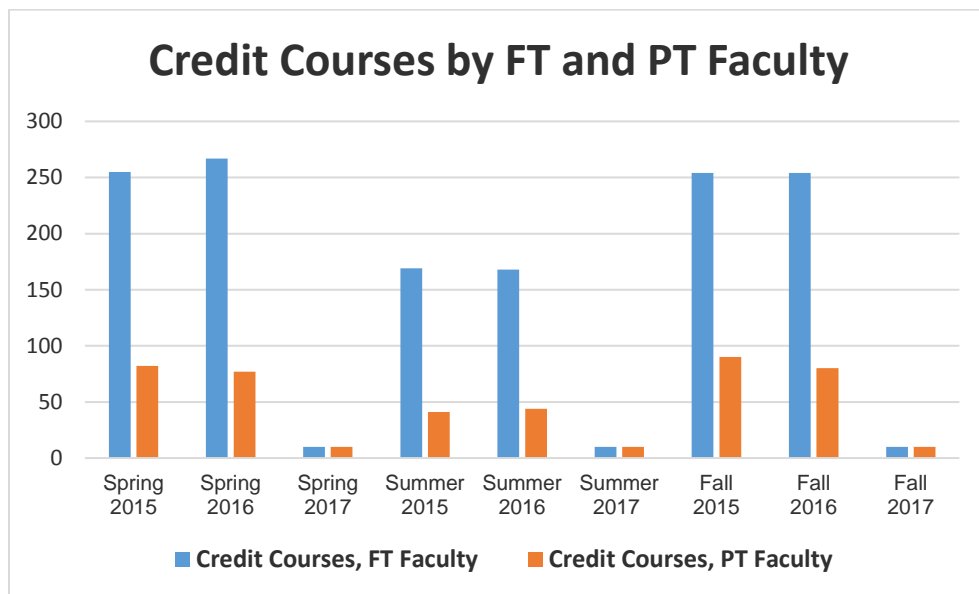
**SECTION VII**

**FACULTY AND STAFF**

## Credit Courses Taught by Full-Time and Part-Time Faculty

	Spring 2015	Spring 2016	Spring 2017	Summer 2015	Summer 2016	Summer 2017	Fall 2015	Fall 2016	Fall 2017
<b># of Full-Time Faculty</b>	59	58		57	53		58	57	
<b># of Part-Time Faculty</b>	39	37		26	24		40	31	
<b>Credit Courses, FT Faculty</b>	255	267		169	168		254	254	
<b>Credit Courses, PT Faculty</b>	82	77		41	44		90	80	
<b>Total # of Credit Courses</b>	337	344		210	212		344	334	
<b>% Taught by FT Faculty</b>	76%	78%		80%	79%		74%	76%	
<b>% Taught by PT Faculty</b>	24%	22%		20%	21%		26%	24%	

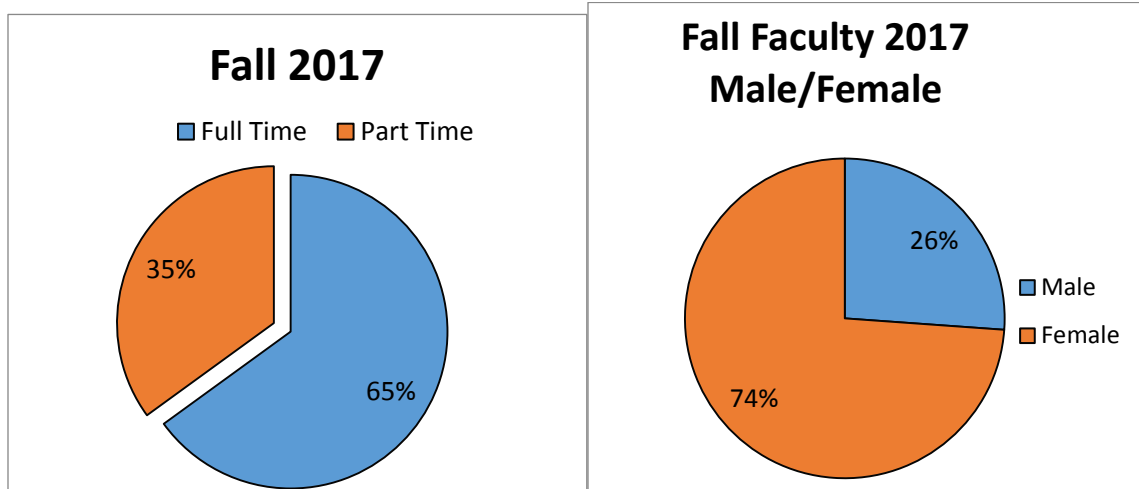




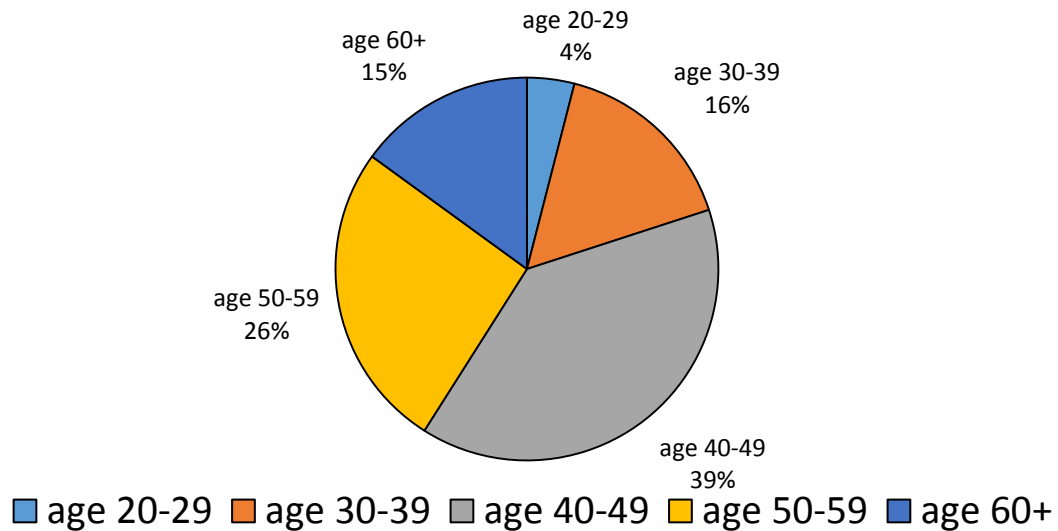
## Faculty Demographics Fall 2017

		Full-Time	Part-Time	Total
<b>Gender</b>	Male	16	7	23
	Female	41	24	65
<b>Ethnicity</b>	Black	3	4	7
	White	53	27	80
	Other	1	0	1
<b>Highest Earned Degree</b>	Doctorate	1	2	3
	Specialist	3	3	6
	Masters	33	15	48
	Baccalaureate	9	1	10
	Associate	4	3	7
	Diploma	7	7	14
	Technical Certificate	0	0	0
	Work Experience	0	0	0
<b>Age</b>	20-29	0	4	4
	30-39	4	10	14
	40-49	28	6	34
	50-59	18	5	23
	60+	7	6	13

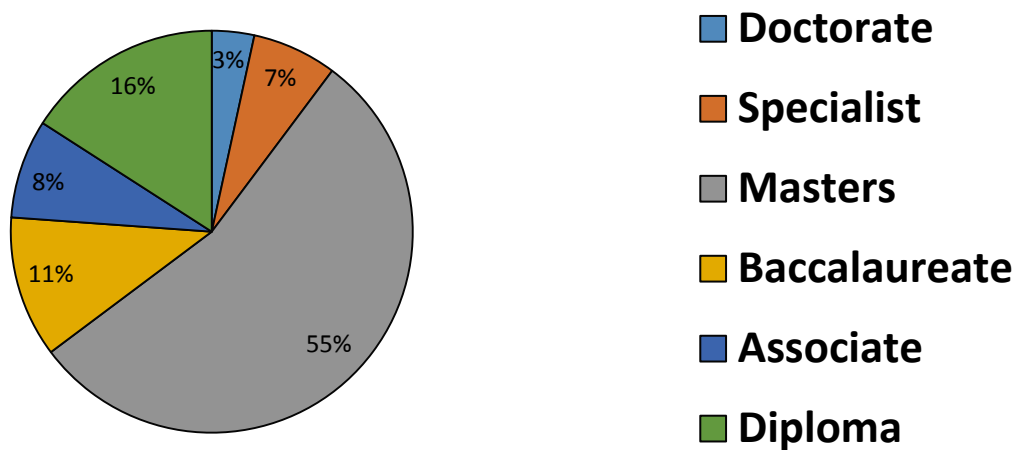
Source: SQL Rpt FacultyInfoForFactBook2.brw



### Fall 2017 Faculty Age



### Fall 2017 - Faculty Highest Earned Degree



Source: SQL Rpt FacultyInfoForFactBook2.brw and ScheduleByInstructor

# **SECTION VIII**

## **LIBRARY RESOURCES**

## SECTION VIII: LIBRARY RESOURCES

---

Interlibrary Loans			
	AY2015	AY2016	AY2017
Borrowing	45	28	14
Lending	85	86	63
<b>Total</b>	<b>130</b>	<b>114</b>	<b>77</b>

Bibliographic Instruction Summary						
	AY 15		AY16		AY17	
	Sessions	Attendees	Sessions	Attendees	Sessions	Attendees
<b>Summer</b>	3	98	4	81	3	83
<b>Fall</b>	9	420	6	275	6	283
<b>Spring</b>	4	144	3	121	6	144
<b>Totals</b>	<b>16</b>	<b>662</b>	<b>13</b>	<b>447</b>	<b>15</b>	<b>510</b>

Website Visits				
FY Year	Page Loads	Unique Visits	First Time Visits	Returning Visits
<b>2015</b>	<b>22,027</b>	<b>14,123</b>	<b>6,697</b>	<b>3,992</b>
<b>2016</b>	<b>16,854</b>	<b>8,802</b>	<b>5,628</b>	<b>3,174</b>
<b>2017</b>	<b>15,708</b>	<b>7,760</b>	<b>4,743</b>	<b>3,017</b>

- Page Load-The number of times your page has been visited.
- Unique Visits-Based purely on a cookie, this is the total of the returning visits and first-time visits-all your visitors.
- Returning Visits-Based purely on a cookie, if this person is returning to your website for another visit an hour or more later.
- First Time Visits-Based purely on a cookie, if this person has no cookie then this is considered their first time at your website.
- \*Tracking software was not loaded until after the start of the Fall Semester.



## SECTION VIII: LIBRARY RESOURCES

Circulation			
	FY15	FY16	FY17
Check outs	1,175	544	431
In-house use	1	0	0
Check ins	1,317	497	482
Renewals	168	133	107

GALILEO usage, with comparison to four other TCSG colleges							
School	Enrollment AY17 (undup)	Searches	Full Text	Citations	Database Sessions	Links	GALILEO Sessions
Southeastern	2035	24,760	9,186	10,189	5,502	2,337	118,850
Coastal Pines	3153	217,684	41,258	24,131	12,296	15,976	178,485
Oconee Fall Line	1830	13,474	14,187	6,776	3,967	3,632	138,559
Ogeechee	2525	24,808	12,213	12,848	4,583	4,768	235,710
South GA	2488	18,665	6,901	4,970	1,827	1,638	30,381

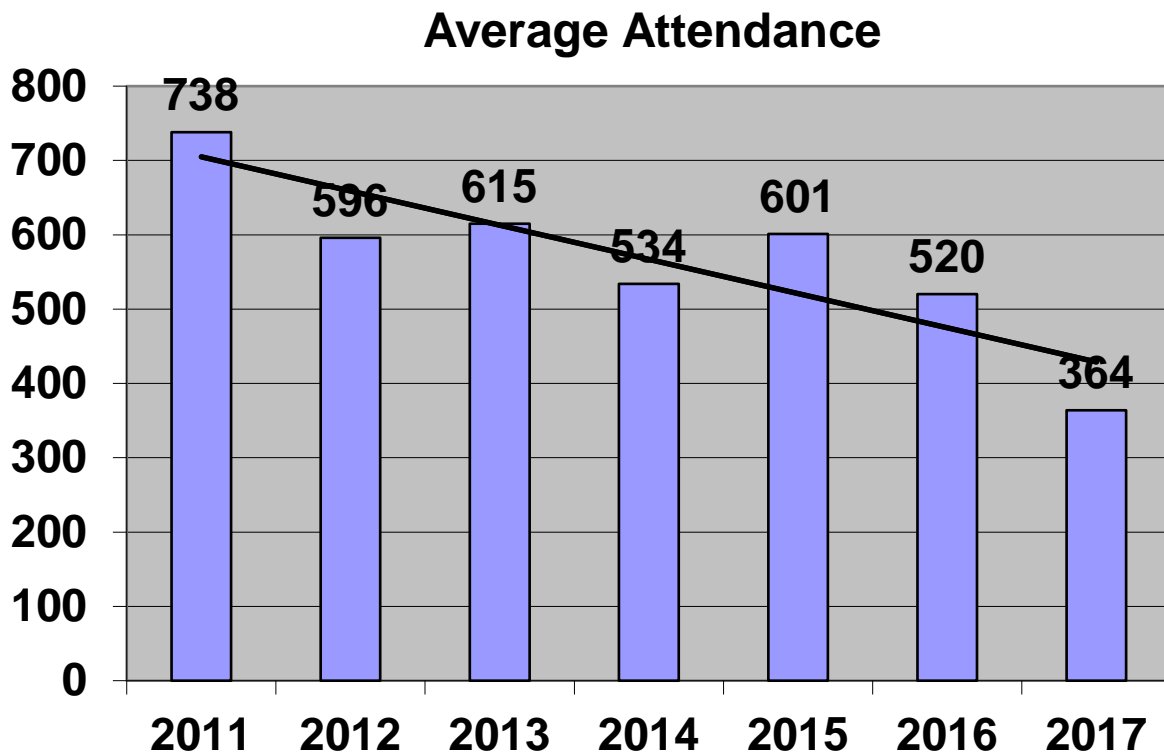
### Databases made available through GALILEO, paid for locally.

- Cumulative Index to Nursing and Allied Health Literature (CINAHL)
- Encyclopedia Britannica
- Gale Encyclopedia of Alternative Medicine, 2nd ed.
- Gale Encyclopedia of Espionage, Intelligence and Security
- Gale Encyclopedia of Surgery, a Guide for Caregivers and Patients
- Magill's Medical Guide
- E-book Academic Collection by Ebsco
- Mometrix
- Salem Press

## ACCESS

### AY17 Library Attendance Vidalia and Swainsboro

**Average Total Attendance = 364**



## **SECTION IX**

# **CONTINUING EDUCATION AND ECONOMIC DEVELOPMENT**

## Adult Education

	AY 2015	AY2016	AY2017
Students Served	1024	1017	904
Contact Hours	67,015	67,331	61,136
Level Completions	494	519	468
GEDs Awarded	123	452	600

## Adult Education Enrollment by County

County	AY 2015	AY2016	AY2017
Candler	92	64	51
Emanuel	221	246	245
Jenkins	93	116	81
Johnson	62	99	113
Montgomery	21	32	15
Tattnall	188	103	81
Toombs	206	201	144
Treutlen	141	156	174
<b>Total</b>	<b>1024</b>	<b>1017</b>	<b>904</b>

*Source: Ex. Dir. of Adult Education*

## Economic Development Services Data

*Source: VP Economic Development*

### ***Enrollment (People Served)***

<b>Department</b>	<b>AY2015</b>	<b>AY2016</b>	<b>AY2017</b>
Continuing Ed	365	803	605
Conferencing	3083	2845	2681
Workforce Training	15,231	16,391	16,281
<b>Total</b>	<b>18,679</b>	<b>20,039</b>	<b>19,567</b>

### ***Revenue (\$)***

<b>Department</b>	<b>AY2015</b>	<b>AY2016</b>	<b>AY2017</b>
Continuing Ed	17,907	60,507	72,028
Conferencing	16,537	15,251	19,889
Workforce Training	208,973	205,274	167,280
<b>Total</b>	<b>\$243,417</b>	<b>\$281,032</b>	<b>\$259,197</b>

### **Quick Start Companies Served AY17**

MI Metals
Onshore Outsourcing

## Contract Training Companies Served AY17

Georgia Correctional Industries	Rogers State Prison
Crider Foods	Tumi Luggage
Mayo Clinic	Local Banks
Plant Hatch	Various Small Businesses
Chicken of the Sea	Nordson
Candler EMS	Early Autism Project
Concerted Services	Emanuel Medical Center
Ogeechee Steel	Wheeler Correctional
Vidalia Auto Salvage	Glennville Christian Academy
Trane	Kiddie Kastle
Area Food Services	Rescue Training
Summer's Landing	Satilla Hospice
US Pet	Candler County EMS
Local Logging Businesses	Altamaha Home Care
Electrical Contractors	Appling Health Care
Heritage Homestead	Vidalia Dental
Rotary Corporation	Baptist Village
Bethany Home	Atlantic Homeaid
Advanced Metal Components	Candler County Hospital
Dot Foods	Georgia Connections Academy
Savannah Luggage	Georgia Cyber Academy
East Georgia Health Care	Tumi Luggage
Georgia State Prison	Social Security Administration
Meadows Regional Medical Center	Georgia Academy of Economic Development
Cindy's Day Care	Toombs-Montgomery Chamber
Meridy's Uniforms	Toombs County Development Authority
Rayonier	DFACS
Oxford	SECCA
Pineland Telephone	Tattnall Chamber of Commerce
Sizemore Staffing	Vidalia Ford
Emanuel County Government	

## Small Business Assistance Services

Service	AY 2015	AY 2016	AY 2017
Business Startup Kits Distributed	23	16	14
Small Business Contacts	56	48	42
Business Starts	8	8	8

**SECTION X**

**COLLEGE SCORECARD**



# Benchmark Summary **MEB0198**

**College:** Southeastern Technical College

**Year:** 2016 and 2017 Performance Goals and Benchmarks

## Complete College Georgia (CCG)









The CCG goal each year is a 2.6% increase over the previous year, based on TCSG's system target of 85,064 additional graduates from 2009 to 2025.

	2016		2017		2018
	Goal	Actual	Goal	Actual	Goal
Degree Production - 2025	516	630 	530	563 	544

CCG Graduates are a subset of the college's total graduates. It is an unduplicated count of graduates who are not in high school and received an award that is a TCC less than one year leading to an industry certification or licensure, a TCC more than one year, a Diploma or an Associate Degree.




## Technical Education

Beginning 2017, the Technical Education goals are based on the TCSG strategic plan stretch goals. Prior to 2017, each college set its own Technical Education goals.

	2016		2017		2018
	Goal	Actual	Goal	Actual	Goal
FTE	1,200	1,176 	1,205	1,128 	1,157
High School Enrollment	250	341 	409	333 	400
Retention Rate	65.0%	68.1% 233 / 342 	68.8%	67.8% 244 / 360 	68.8%
Graduation Rate	65.0%	77.1% 1,266 / 1,642 	79.0%	81.4% 1,371 / 1,684 	82.0%

## Economic Development

Beginning 2017, the Economic Development goals are based on the TCSG strategic plan stretch goals. Prior to 2017, each college set its own Economic Development goals.

	2016		2017		2018
	Goal	Actual	Goal	Actual	Goal
Customized Contract Training: Companies Trained	65	81 	93	68 	93
Customized Contract Training: Training Hours	42,000	49,663 	57,113	47,316 	57,113

Report data are final.





## College: Southeastern Technical College

















### Year: 2016 and 2017 Performance Goals and Benchmarks

#### Adult Education

Adult Education uses the RFA committed NRS Enrollment starting with 2016 (for 2015 and prior it was set by each college), and the state negotiated goals between TCSG and USDOE for the other Adult Education metrics.

Goal	2016		2017		2018
	Goal	Actual	Goal	Actual	Goal
Adult Enrollment in ABE/ASE/ESL	1,400	992 	1,100	858 	1,155

#### Completions by Educational Functioning Level:

	2016		2017		2018
	Goal	Actual	Goal	Actual	Goal
ABE1 Level Completions	58.0%	60.0% 	57.0%	57.1% 	58.0%
ABE2 Level Completions	53.0%	53.0% 	54.0%	57.9% 	55.0%
ABE3 Level Completions	53.0%	53.0% 	51.0%	52.4% 	53.0%
ABE4 Level Completions	47.0%	49.9% 	47.0%	53.7% 	48.0%
ASE1 Level Completions	52.0%	53.7% 	56.0%	56.3% 	57.0%
ASE2 Level Completions	NA	54.5%	NA	54.1%	NA
ESL1 Level Completions	52.0%		52.0%		53.0%
ESL2 Level Completions	56.0%		58.0%		59.0%
ESL3 Level Completions	57.0%		60.0%		61.0%
ESL4 Level Completions	57.0%		57.0%		58.0%
ESL5 Level Completions	50.0%		50.0%		51.0%
ESL6 Level Completions	50.0%		53.0%		54.0%
Total All Level Completions	NA	52.4%	NA	54.4%	NA
	2016		2017		2018
	Goal	Actual	Goal	Actual	Goal
Obtained a GED	85.0%	90.6% 	85.0%	79.0% 	85.0%
Entered Postsecondary	28.0%	36.9% 	28.0%	24.6% 	28.0%
Entered Employment	42.0%	43.5% 	42.0%	54.1% 	42.0%

Report data are final. Jan 18, 2018 2:45 PM Office of Data, Planning, and Research (DPR), TCSG 2